



APPROVED FY22 CAPITAL BUDGET REQUEST

as part of a:
APPROVED FY21-22 BIENNIAL CAPITAL BUDGET and
APPROVED FY21-26 CAPITAL IMPROVEMENTS PROGRAM



Takoma Park/Silver Spring Catherine and Isiah Leggett Math and Science Building Rendering

Board of Trustees
Montgomery Community College

Dr. DeRionne P. Pollard
President

November 16, 2020

FY21 BOARD OF TRUSTEES MEMBERS

The Honorable Michael J. Knapp, *Chair, Board of Trustees*

Dr. Michael A. Brintnall, *First Vice Chair, Board of Trustees*

Dr. Frieda K. Lacey, *Second Vice Chair, Board of Trustees*

Ms. Richelle E. Adu, *Student Trustee*

Ms. Gloria Aparicio Blackwell

Dr. Kenneth J. Hoffman

Dr. Leslie S. Levine

Mr. Robert F. Levey

The Honorable Maricé Morales

Ms. Marsha Suggs Smith

Dr. DeRionne P. Pollard, *President and Secretary-Treasurer*



PREFACE

The Montgomery College capital budget, as prepared by the Office of Facilities and Security, approved by the President and adopted by the Board of Trustees, provides the basis for all capital fund requests for the College contained in the Montgomery County six-year capital improvements program (CIP), as well as all state bond legislation. This budget includes the project description form (PDF) for each of the College's proposed projects.

The College's inventory of physical facilities as submitted to the Maryland Higher Education Commission (MHEC) is also included in this budget for information. This inventory shows collegewide totals of space needs, and existing and projected space inventories. The inventory tables are transmitted to the MHEC on July 1 of each year as a part of the College's annual state bond bill submittal. The copies included herewith are the tables that were submitted on July 1, 2020.

The five-year enrollment projections fiscal years 2022-2026 is to be considered as a supplement to this budget request.

THE COLLEGE AND ITS RESPONSIBILITIES

Montgomery Community College was founded in 1946 and operated in temporary facilities until the first permanent campus was established in Takoma Park in 1950. Since then, the College has grown rapidly, adding a second campus in Rockville in 1965 and a third campus in Germantown in 1976. Recognizing the expansion of the Takoma Park Campus geographically into Silver Spring with the construction of three new buildings (during 2000 to 2004), the Board of Trustees approved in 2005 the change in name of the Takoma Park Campus to the Takoma Park/Silver Spring Campus.

In addition to programs on the Takoma Park/Silver Spring, Rockville, and Germantown campuses, the College offers regular college credit and noncredit courses and programs in numerous off-campus locations. The development and administration of the educational programs and facilities of Montgomery Community College are under the direction of the President who is responsible to a 10-member Board of Trustees. The Board is appointed by the Governor and, except for the student member, with the advice and consent of the Senate.

STATUTORY AUTHORITY

Montgomery College is a state instrumentality created under the Education Article of the Maryland Code. The College is charged with a primary mission of providing higher education for the community at the lowest cost. The College is obligated to allocate its resources and manage its campuses to meet this mission.

Title 16 of the Education article of the Annotated Code of Maryland sets forth the powers and duties of the Board of Trustees including the establishment and operation of the community college.

Pursuant to Sections 16-401 and 16-402 of the Education article of the Annotated Code of Maryland, the County Council has the power to make appropriations for capital projects of the College and to borrow monies on such terms and conditions as the Council considers proper. As authorized by State law, the College prepares an annual capital budget and long-range capital improvements program.

Table of Contents

| | |
|--|----|
| Section I – Appropriation Request | 6 |
| Approved FY2022 Capital Appropriation Request..... | 7 |
| Approved FY2021-2026 Capital Improvements Program..... | 8 |
| Funding Summary by Category, Sub-Category, and Revenue Source..... | 10 |
| Collegewide Summary of Space Allocations | 11 |
| Collegewide Projects | 12 |
| Germantown Campus Space Summary | 39 |
| Germantown Campus Projects | 40 |
| Rockville Campus Space Summary | 44 |
| Rockville Campus Projects..... | 46 |
| Takoma Park/Silver Spring Campus Space Summary..... | 49 |
| Takoma Park/Silver Spring Campus Projects | 50 |
| Section II – FY2022 Projects Pending Close Out | 51 |
| Section III – FY2022 Projects To Be Closed Out | 53 |
| Section IV – Inventory of Physical Facilities Fall 2019 | 55 |



SECTION I

FY22 CAPITAL BUDGET REQUEST

FISCAL YEARS 2021-2026



Rockville Long Nguyen and Kimmy Duong Student Services Center



FY22 Capital Budget Proposed
Second Year of the Biennial Capital Budget
as part of FY21 - FY26 CIP (in \$000s)

| | FY20 Adopted | FY21 Adopted | FY22 Request |
|---|-------------------------|-------------------------|-------------------------|
| Collegewide -- General | | | |
| ADA Compliance | \$ 50 | \$ 50 | \$ 50 |
| Capital Renewal | 2,000 | 2,000 | 558 |
| Collegewide Central Plant & Distribution Systems | 475 | 1,000 | 1,500 |
| Collegewide Library Renovations | 400 | - | - |
| Collegewide Physical Education Renovations | 2,000 | 1,500 | 1,500 |
| Collegewide Road/Parking Lot Repairs and Replacements | - | - | - |
| Elevator Modernization | 200 | 200 | 200 |
| Energy Conservation | 225 | 300 | 300 |
| Facility Planning | 270 | 770 | 270 |
| Instructional Furniture & Equipment | 270 | 270 | 270 |
| Planned Life-Cycle Asset Replacement | 3,000 | 2,500 | 2,969 |
| Planning, Design & Construction | 1,850 | 1,850 | 1,850 |
| Roof Replacement | 250 | 350 | 300 |
| Site Improvements | 700 | 700 | 700 |
| Total Collegewide -- General | \$ 11,690 | \$ 11,490 | \$ 10,467 |
| Collegewide -- Information Technology | | | |
| Information Technology | 7,000 | 7,500 | 8,000 |
| Network Infrastructure and Server Operations | 3,800 | 3,300 | 3,700 |
| Student Learning Support Systems | 1,400 | 900 | 1,300 |
| Total Collegewide -- Information Technology | \$ 12,200 | \$ 11,700 | \$ 13,000 |
| Germantown Campus Projects | | | |
| Germantown SA Building Renovation and Add. Phase 1 | - | - | - |
| Germantown SA Building Phase 2-Addition | - | - | - |
| Germantown Student Services Center | - | - | - |
| Total Germantown | \$ - | \$ - | \$ - |
| Rockville Campus Projects | | | |
| Rockville Parking Garage | - | - | - |
| Rockville Student Services Center | - | - | - |
| Total Rockville | \$ - | \$ - | \$ - |
| Takoma Park/Silver Spring Campus Projects | | | |
| TP/SS Math & Science Center | 71,242 | 3,484 | 9,000 |
| Total Takoma Park/Silver Spring | \$ 71,242 | \$ 3,484 | \$ 9,000 |
| Grand Total | \$ 95,132 | \$ 26,674 | \$ 32,467 |

rev090120ks

Expenditure Detail by Category, Sub-category, and Project (\$000s)

| Project # | Project Name | Total | Thru FY20 | Rem FY20 | 6 Year Total | FY 21 | FY 22 | FY 23 | FY 24 | FY 25 | FY 26 | Beyond 6 Yrs | FY 22 Approp. Request |
|---------------------------|---|---------|-----------|----------|--------------|-------|-------|-------|--------|--------|--------|--------------|-----------------------|
| Montgomery College | | | | | | | | | | | | | |
| Higher Education | | | | | | | | | | | | | |
| P936660 | ADA Compliance: College | 1,953 | 1,255 | 248 | 450 | 50 | 50 | 75 | 125 | 75 | 75 | 0 | 50 |
| P096600 | Capital Renewal: College | 31,446 | 11,918 | 6,970 | 12,558 | 2,000 | 558 | 1,000 | 4,000 | 3,000 | 2,000 | 0 | 558 |
| P661401 | College Affordability Reconciliation | 0 | 0 | 0 | 0 | 0 | 0 | 0 | 0 | 0 | 0 | 0 | 0 |
| P662001 | Collegewide Central Plant and Distribution Systems | 7,975 | 475 | 0 | 7,500 | 1,000 | 1,500 | 1,000 | 1,500 | 1,000 | 1,500 | 0 | 1,500 |
| P661901 | Collegewide Library Renovations | 28,216 | 0 | 400 | 27,816 | 0 | 0 | 2,500 | 6,186 | 18,056 | 1,074 | 0 | 0 |
| P661602 | Collegewide Physical Education Renovations | 19,000 | 9,948 | 52 | 9,000 | 1,500 | 1,500 | 1,500 | 1,500 | 1,500 | 1,500 | 0 | 1,500 |
| P661801 | Collegewide Road/Parking Lot Repairs and Replacements | 1,000 | 999 | 0 | 1 | 0 | 1 | 0 | 0 | 0 | 0 | 0 | 0 |
| P056608 | Elevator Modernization: College | 6,280 | 4,783 | 297 | 1,200 | 200 | 200 | 200 | 200 | 200 | 200 | 0 | 200 |
| P816611 | Energy Conservation: College | 7,118 | 5,270 | 48 | 1,800 | 300 | 300 | 300 | 300 | 300 | 300 | 0 | 300 |
| P886686 | Facility Planning: College | 8,437 | 6,140 | 177 | 2,120 | 770 | 270 | 270 | 270 | 270 | 270 | 0 | 270 |
| P136600 | Germantown Science & Applied Studies Phase 1-Renov | 41,067 | 39,235 | 1,812 | 20 | 10 | 10 | 0 | 0 | 0 | 0 | 0 | 0 |
| P662102 | Germantown Student Affairs & Science Building Phase 2- Addition | 0 | 0 | 0 | 0 | 0 | 0 | 0 | 0 | 0 | 0 | 0 | 0 |
| P076612 | Germantown Student Services Center | 116,312 | 0 | 0 | 27,478 | 0 | 0 | 0 | 10,342 | 0 | 17,136 | 88,834 | 0 |
| P856509 | Information Technology: College | 191,824 | 137,771 | 3,053 | 51,000 | 7,500 | 8,000 | 9,250 | 9,250 | 8,500 | 8,500 | 0 | 8,000 |
| P096601 | Instructional Furniture and Equipment: College | 4,800 | 2,631 | 549 | 1,620 | 270 | 270 | 270 | 270 | 270 | 270 | 0 | 270 |
| P076619 | Network Infrastructure and Server Operations | 46,917 | 22,172 | 1,945 | 22,800 | 3,300 | 3,700 | 4,100 | 4,100 | 3,800 | 3,800 | 0 | 3,700 |
| P926659 | Planned Lifecycle Asset Replacement: College | 81,677 | 53,929 | 3,735 | 24,013 | 2,500 | 2,969 | 3,017 | 6,627 | 4,900 | 4,000 | 0 | 2,969 |
| P906605 | Planning, Design and Construction | 43,200 | 31,800 | 0 | 11,400 | 1,850 | 1,850 | 1,900 | 2,000 | 1,900 | 1,900 | 0 | 1,850 |
| P136601 | Rockville Parking Garage * | 28,800 | 28,011 | 789 | 0 | 0 | 0 | 0 | 0 | 0 | 0 | 0 | 0 |
| P076604 | Rockville Student Services Center | 73,560 | 47,848 | 25,692 | 20 | 10 | 10 | 0 | 0 | 0 | 0 | 0 | 0 |
| P876664 | Roof Replacement: College | 18,831 | 10,933 | 782 | 7,116 | 350 | 300 | 500 | 2,962 | 2,040 | 964 | 0 | 300 |
| P076601 | Site Improvements: College | 22,634 | 17,985 | 49 | 4,600 | 700 | 700 | 700 | 900 | 800 | 800 | 0 | 700 |

* Closeout or Pending Closeout Projects

Expenditure Detail by Category, Sub-category, and Project (\$000s)

| Project # | Project Name | Total | Thru FY20 | Rem FY20 | 6 Year Total | FY 21 | FY 22 | FY 23 | FY 24 | FY 25 | FY 26 | Beyond 6 Yrs | FY 22 Approp. Request |
|-------------------------|--|----------------|----------------|---------------|-----------------|---------------|---------------|---------------|---------------|---------------|---------------|-----------------|-----------------------------|
| Higher Education | | | | | | | | | | | | | |
| P076617 | Student Learning Support Systems | 24,020 | 13,444 | 2,176 | 8,400 | 900 | 1,300 | 1,700 | 1,700 | 1,400 | 1,400 | 0 | 1,300 |
| P076607 | Takoma Park/Silver Spring Math and Science Center | 94,002 | 2,712 | 16,558 | 74,732 | 26,064 | 36,186 | 12,482 | 0 | 0 | 0 | 0 | 9,000 |
| | Higher Education Subtotal: | 899,069 | 449,259 | 65,332 | 295,644 | 49,274 | 59,674 | 40,764 | 52,232 | 48,011 | 45,689 | 88,834 | 32,467 |
| | Montgomery College Total: | 899,069 | 449,259 | 65,332 | 295,644 | 49,274 | 59,674 | 40,764 | 52,232 | 48,011 | 45,689 | 88,834 | 32,467 |
| | Grand Total: | 899,069 | 449,259 | 65,332 | 295,644 | 49,274 | 59,674 | 40,764 | 52,232 | 48,011 | 45,689 | 88,834 | 32,467 |

* Closeout or Pending Closeout Projects

Funding Summary by Category, Sub-Category, and Revenue Source (\$000s)

| Project # | Project Name | Total | Thru FY20 | Rem FY20 | 6 Year Total | FY 21 | FY 22 | FY 23 | FY 24 | FY 25 | FY 26 | Beyond 6 Yrs |
|---------------------------|---|----------------|----------------|---------------|----------------|---------------|---------------|---------------|---------------|---------------|---------------|---------------|
| Montgomery College | | | | | | | | | | | | |
| Higher Education | | | | | | | | | | | | |
| | Current Revenue: General | 237,640 | 137,525 | 9,111 | 91,004 | 13,534 | 14,334 | 16,434 | 16,534 | 15,084 | 15,084 | 0 |
| | Federal Aid | 49 | 49 | 0 | 0 | 0 | 0 | 0 | 0 | 0 | 0 | 0 |
| | G.O. Bonds | 388,541 | 177,756 | 37,262 | 129,106 | 21,198 | 25,236 | 15,339 | 25,434 | 22,399 | 19,500 | 44,417 |
| | Major Facilities Capital Projects Fund (College) | 19,000 | 9,948 | 52 | 9,000 | 1,500 | 1,500 | 1,500 | 1,500 | 1,500 | 1,500 | 0 |
| | PAYGO | 2,041 | 2,041 | 0 | 0 | 0 | 0 | 0 | 0 | 0 | 0 | 0 |
| | Recordation Tax | 59,698 | 59,698 | 0 | 0 | 0 | 0 | 0 | 0 | 0 | 0 | 0 |
| | Revenue Authority | 13,250 | 12,470 | 780 | 0 | 0 | 0 | 0 | 0 | 0 | 0 | 0 |
| | State Aid | 177,850 | 46,016 | 20,884 | 66,533 | 13,042 | 18,603 | 7,491 | 8,764 | 9,028 | 9,605 | 44,417 |
| | Transportation Facilities Capital Projects Fund (Colleg | 1,000 | 999 | 0 | 1 | 0 | 1 | 0 | 0 | 0 | 0 | 0 |
| | Higher Education Total: | 899,069 | 446,502 | 68,089 | 295,644 | 49,274 | 59,674 | 40,764 | 52,232 | 48,011 | 45,689 | 88,834 |
| | Montgomery College Total: | 899,069 | 446,502 | 68,089 | 295,644 | 49,274 | 59,674 | 40,764 | 52,232 | 48,011 | 45,689 | 88,834 |
| | Grand Total: | 899,069 | 446,502 | 68,089 | 295,644 | 49,274 | 59,674 | 40,764 | 52,232 | 48,011 | 45,689 | 88,834 |

* Closeout or Pending Closeout Projects

SPACE SUMMARY
TOTAL COLLEGE
FALL 2018

Acres **332.80**
Owned Buildings **51**
Leased Buildings **4**
Gross Square Feet (GSF) **2,929,947.20**
Rentable Square Feet (RSF) **103,564.00**
Net Assignable Square Feet (NASF) **1,499,714.69**

Existing Building Square Foot

| Code | Campus Name | Ownership | Gross (SF) | Rentable (SF) | Net Assignable (SF) |
|------|---------------------------|-----------|----------------------------|--------------------------|----------------------------|
| GT | GERMANTOWN | OWNED | 479,717.00 | | 323,475.57 |
| OC | OFF CAMPUS | LEASED | | 103,564.00 | 30,945.00 |
| RV | OFF CAMPUS | OWNED | 126,801.00 | | 80,997.00 |
| RV | ROCKVILLE | OWNED | 1,301,220.20 | | 651,609.33 |
| TP | TAKOMA PARK/SILVER SPRING | OWNED | 1,022,209.00 | | 412,687.79 |
| | | | <u>2,929,947.20</u> | <u>103,564.00</u> | <u>1,499,714.69</u> |

Projected Building Square Foot

| Code | Campus Name | Ownership | Gross (SF) | Net Assignable (SF) |
|--------------|---------------------------|-----------|--------------------------|-------------------------|
| GT | GERMANTOWN | OWNED | 120,400.00 | 0.00 |
| RV | ROCKVILLE | OWNED | 132,019.04 | 0.00 |
| TP | TAKOMA PARK/SILVER SPRING | OWNED | 107,000.00 | 67,200.00 |
| Total | | | <u>359,419.04</u> | <u>67,200.00</u> |

SPACE SUMMARY
 LEASED ON-CAMPUS OVERFLOW
 FALL 2019

Acres

Existing Buildings 4

Parking Spaces

Rentable Square Feet (RSF) 103,564.00

Net Assignable Square Feet (NASF) 30,945.00

Existing Buildings

| Bldg Code | Building Name | Year Constructed | Year Renovated | RSF | NASF |
|-----------|---------------------------------------|------------------|----------------|-----------|-----------|
| 14FR | 14 FIRSTFIELD ROAD | | | 64,273.00 | 0.00 |
| WARE | CENTRAL WAREHOUSE | 2009-2019 | | 10,866.00 | 9,766.00 |
| GBTC | GAITHERSBURG BUSINESS TRAINING CENTER | 2001-2019 | | 14,747.00 | 11,293.00 |
| WHPL | WESTFIELD SOUTH | 1999-2022 | | 13,678.00 | 9,886.00 |

ADA Compliance: College (P936660)

| | | | |
|---------------|--------------------|----------------------|--------------------|
| Category | Montgomery College | Date Last Modified | 09/13/20 |
| SubCategory | Higher Education | Administering Agency | Montgomery College |
| Planning Area | Countywide | Status | Ongoing |

| Total | Thru FY20 | Rem FY20 | Total 6 Years | FY 21 | FY 22 | FY 23 | FY 24 | FY 25 | FY 26 | Beyond 6 Years |
|-------|-----------|----------|---------------|-------|-------|-------|-------|-------|-------|----------------|
|-------|-----------|----------|---------------|-------|-------|-------|-------|-------|-------|----------------|

EXPENDITURE SCHEDULE (\$000s)

| | Total | Thru FY20 | Rem FY20 | Total 6 Years | FY 21 | FY 22 | FY 23 | FY 24 | FY 25 | FY 26 | Beyond 6 Years |
|----------------------------------|--------------|--------------|------------|---------------|-----------|-----------|-----------|------------|-----------|-----------|----------------|
| Planning, Design and Supervision | 127 | 87 | 22 | 18 | 3 | 3 | 3 | 3 | 3 | 3 | - |
| Site Improvements and Utilities | 235 | 234 | 1 | - | - | - | - | - | - | - | - |
| Construction | 1,591 | 934 | 225 | 432 | 47 | 47 | 72 | 122 | 72 | 72 | - |
| TOTAL EXPENDITURES | 1,953 | 1,255 | 248 | 450 | 50 | 50 | 75 | 125 | 75 | 75 | - |

FUNDING SCHEDULE (\$000s)

| | Total | Thru FY20 | Rem FY20 | Total 6 Years | FY 21 | FY 22 | FY 23 | FY 24 | FY 25 | FY 26 | Beyond 6 Years |
|------------------------------|--------------|--------------|------------|---------------|-----------|-----------|-----------|------------|-----------|-----------|----------------|
| G.O. Bonds | 1,953 | 1,255 | 248 | 450 | 50 | 50 | 75 | 125 | 75 | 75 | - |
| TOTAL FUNDING SOURCES | 1,953 | 1,255 | 248 | 450 | 50 | 50 | 75 | 125 | 75 | 75 | - |

APPROPRIATION AND EXPENDITURE DATA (\$000s)

| | | | |
|-----------------------------|-------|--------------------------|-------|
| Appropriation FY 22 Request | 50 | Year First Appropriation | FY93 |
| Cumulative Appropriation | 1,553 | Last FY's Cost Estimate | 1,953 |
| Expenditure / Encumbrances | 1,255 | | |
| Unencumbered Balance | 298 | | |

PROJECT DESCRIPTION

This project provides funding for modifications to College facilities to comply with the accessibility provisions of the Americans with Disability Act (ADA) of 1990. Typical modifications include: paths of travel, entrance doors, stairs, corridors, ramps, toilet facilities, drinking fountains, parking, curb cuts, elevators, areas of refuge, public phones, signage, emergency notification and alarm systems, and other accessibility modifications to meet comfort, security, and safety requirements for people with disabilities. This project addresses access deficiencies in all College facilities. Project implementation is in accordance with ADA guidelines and the College's annual work program. The College has conducted a series of facility audits to determine ADA compliance and scope of required modification work, including estimated costs. Readily achievable modifications are implemented as part of the College's regular maintenance work.

LOCATION

Collegewide

COST CHANGE

Cost increases due to scope increases in FY23 through FY26.

PROJECT JUSTIFICATION

The ADA requirements mandate a comprehensive effort to provide accessible programs and barrier free facilities to disabled persons. The deadline for compliance with the requirement to make the College's programs accessible was January 26, 1995; however, the law allows for additional time to comply if available resources are limited for structural and building modifications. Based on the College's annual work program and available funding for ADA modifications, the College anticipates that the project will continue beyond the current six-year CIP. Relevant studies include the Montgomery College 2025 Strategic Plan, Collegewide Facilities Condition Assessment Update (12/13) and the Collegewide Facilities Master Plan Update (6/18).

OTHER

FY21 Appropriation: \$50,000 (G.O. Bonds). FY22 Appropriation: \$50,000 (G.O. Bonds). The following fund transfer has been made from this project: \$7,000 to Planning, Design & Construction project (No. P906605) (BOT Resol. #01-153 - 10/15/01).

DISCLOSURES

Expenditures will continue indefinitely.

COORDINATION

This project is coordinated with the scheduled building renovations, and the planned construction of new buildings, on the Rockville, Germantown and Takoma Park/Silver Spring Campuses.

Capital Renewal: College (P096600)

| | | | |
|---------------|--------------------|----------------------|--------------------|
| Category | Montgomery College | Date Last Modified | 09/13/20 |
| SubCategory | Higher Education | Administering Agency | Montgomery College |
| Planning Area | Countywide | Status | Ongoing |

| | Total | Thru FY20 | Rem FY20 | Total 6 Years | FY 21 | FY 22 | FY 23 | FY 24 | FY 25 | FY 26 | Beyond 6 Years |
|--------------------------------------|---------------|---------------|--------------|---------------|--------------|------------|--------------|--------------|--------------|--------------|----------------|
| EXPENDITURE SCHEDULE (\$000s) | | | | | | | | | | | |
| Planning, Design and Supervision | 4,846 | 1,654 | 1,392 | 1,800 | 300 | 300 | 300 | 300 | 300 | 300 | - |
| Construction | 25,521 | 9,513 | 5,250 | 10,758 | 1,700 | 258 | 700 | 3,700 | 2,700 | 1,700 | - |
| Other | 1,079 | 751 | 328 | - | - | - | - | - | - | - | - |
| TOTAL EXPENDITURES | 31,446 | 11,918 | 6,970 | 12,558 | 2,000 | 558 | 1,000 | 4,000 | 3,000 | 2,000 | - |

| FUNDING SCHEDULE (\$000s) | | | | | | | | | | | |
|----------------------------------|---------------|---------------|--------------|---------------|--------------|------------|--------------|--------------|--------------|--------------|----------|
| G.O. Bonds | 31,446 | 11,918 | 6,970 | 12,558 | 2,000 | 558 | 1,000 | 4,000 | 3,000 | 2,000 | - |
| TOTAL FUNDING SOURCES | 31,446 | 11,918 | 6,970 | 12,558 | 2,000 | 558 | 1,000 | 4,000 | 3,000 | 2,000 | - |

| APPROPRIATION AND EXPENDITURE DATA (\$000s) | | | | |
|--|--|--------|--------------------------|--------|
| Appropriation FY 22 Request | | 558 | Year First Appropriation | FY09 |
| Cumulative Appropriation | | 20,888 | Last FY's Cost Estimate | 31,446 |
| Expenditure / Encumbrances | | 14,979 | | |
| Unencumbered Balance | | 5,909 | | |

PROJECT DESCRIPTION

This project provides funding for the capital renewal and major renovation of College facilities for new and changing College academic programs and student service operations. The major focus of this project is to support programmatic changes to College facilities and operations by allowing the College to continue an on-going building modernization effort where State aid is lacking. With this project, the College will selectively focus State aid requests on high cost projects utilizing these County funds to support an on-going renovation effort on each campus. In conjunction with programmatic improvements and modifications, this project will replace aging building systems, such as heating, air conditioning, electrical, plumbing, etc., provide furniture, fixtures, and equipment; and update facilities to current building codes and regulations.

LOCATION

Collegewide

ESTIMATED SCHEDULE

Planned renovations to the former Rockville Childcare Center and the Rockville Counseling and Advising Building will be deferred from FY22 to FY24 extending the time these buildings will be vacant.

COST CHANGE

Cost increases due to addition of FY25 and FY26 as well as a scope increase to address additional needs. FY22 and FY23 costs have been shifted to FY24 and FY25 when they are most affordable.

PROJECT JUSTIFICATION

Starting FY2009, the County approved funding several renovation projects from the Capital Renewal project. These renovation projects were less likely to receive funding from the State, and as a result five projects at that time were merged into the Capital Renewal project. In November 2007, the College updated a comprehensive building system/equipment assessment, including site utilities and improvements, that identified deficiencies, prioritized replacements and upgrades, and provides the framework for implementing a systematic capital renewal program to complement on-going preventive maintenance efforts. The College continues to have a significant backlog of major building systems and equipment renovations and/or replacements due to the age of the Campuses and deferral of major equipment replacement. Key components of the HVAC, mechanical and electrical systems are outdated, energy inefficient, and costly to continue to repair. The renovation and/or replacement of major building systems, building components and equipment, and site improvements will significantly extend the useful life of the College's buildings and correct safety and environmental problems. The Collegewide Facilities Condition Assessment identified a \$152 million deferred maintenance backlog for the three campuses. If additional financial resources are not directed at this problem, College facilities will continue to deteriorate leading to higher cost renovations or building replacements. Related studies include the Montgomery College 2025 Strategic Plan, Collegewide Facilities Condition Assessment Update (12/13), and Collegewide Facilities Master Plan Update (6/18), and Collegewide Utilities Master Plan (Pending 2019).

OTHER

FY21 Appropriation: \$2,000,000 (G.O. Bonds). FY22 Appropriation: \$558,000 (G.O. Bonds).

DISCLOSURES

Expenditures will continue indefinitely.

COORDINATION

Energy Conservation: College (CIP No. P816611), Facility Planning: College (CIP No. P886686), Planned Lifecycle Asset Replacement: College (CIP No. P926659), Roof Replacement: College (CIP No. P876664), Site Improvements: College (CIP No. P076601)

Collegewide Central Plant and Distribution Systems (P662001)

| | | | |
|---------------|--------------------|----------------------|--------------------------|
| Category | Montgomery College | Date Last Modified | 09/13/20 |
| SubCategory | Higher Education | Administering Agency | Montgomery College |
| Planning Area | Countywide | Status | Preliminary Design Stage |

| Total | Thru FY20 | Rem FY20 | Total 6 Years | FY 21 | FY 22 | FY 23 | FY 24 | FY 25 | FY 26 | Beyond 6 Years |
|-------|-----------|----------|---------------|-------|-------|-------|-------|-------|-------|----------------|
|-------|-----------|----------|---------------|-------|-------|-------|-------|-------|-------|----------------|

EXPENDITURE SCHEDULE (\$000s)

| | Total | Thru FY20 | Rem FY20 | Total 6 Years | FY 21 | FY 22 | FY 23 | FY 24 | FY 25 | FY 26 | Beyond 6 Years |
|----------------------------------|--------------|------------|----------|---------------|--------------|--------------|--------------|--------------|--------------|--------------|----------------|
| Planning, Design and Supervision | 700 | 100 | - | 600 | 100 | 100 | 100 | 100 | 100 | 100 | - |
| Construction | 7,275 | 375 | - | 6,900 | 900 | 1,400 | 900 | 1,400 | 900 | 1,400 | - |
| TOTAL EXPENDITURES | 7,975 | 475 | - | 7,500 | 1,000 | 1,500 | 1,000 | 1,500 | 1,000 | 1,500 | - |

FUNDING SCHEDULE (\$000s)

| | Total | Thru FY20 | Rem FY20 | Total 6 Years | FY 21 | FY 22 | FY 23 | FY 24 | FY 25 | FY 26 | Beyond 6 Years |
|------------------------------|--------------|------------|----------|---------------|--------------|--------------|--------------|--------------|--------------|--------------|----------------|
| G.O. Bonds | 6,000 | - | - | 6,000 | 1,000 | 1,000 | 1,000 | 1,000 | 1,000 | 1,000 | - |
| State Aid | 1,975 | 475 | - | 1,500 | - | 500 | - | 500 | - | 500 | - |
| TOTAL FUNDING SOURCES | 7,975 | 475 | - | 7,500 | 1,000 | 1,500 | 1,000 | 1,500 | 1,000 | 1,500 | - |

APPROPRIATION AND EXPENDITURE DATA (\$000s)

| | | | |
|-----------------------------|-------|--------------------------|-------|
| Appropriation FY 22 Request | 1,500 | Year First Appropriation | FY20 |
| Cumulative Appropriation | 1,475 | Last FY's Cost Estimate | 7,975 |
| Expenditure / Encumbrances | 475 | | |
| Unencumbered Balance | 1,000 | | |

PROJECT DESCRIPTION

This project provides for the design and construction of new and renovation and expansion of existing central heating and cooling plants on the College's three campuses as recommended in the College's campus utilities master plan (12/12, and 2/13). The plan for a campus central plant, and distribution systems was included in the campus facilities master plan update (6/18). The project includes installation of boilers and chillers with associated equipment, the provision of natural gas service, and the construction of a hot water and chilled water distribution piping system to new and existing campus buildings.

LOCATION

Collegewide

COST CHANGE

Cost increases due to addition of FY25 and FY26.

PROJECT JUSTIFICATION

This project implements the recommendations of the campus utilities master plan (12/12, and 2/13) and campus facilities master plan update (6/18). The campus' existing heating and cooling equipment is typically 20-30 years old and beyond its useful economic life. Due to the age of the equipment and increasing maintenance problems and costs, each campus is experiencing a significant increase in mechanical system problems and heating/cooling outages. Based on a life cycle cost analysis, the installation of a central heating/cooling plant offers significant equipment replacement, energy and maintenance savings to the College. Collegewide Utilities Master Plan (Pending 2019), Montgomery College 2025 Strategic Plan, Collegewide Facilities Master Plan Update (6/18), VFA Facilities Condition Assessment (12/13).

OTHER

FY21 Appropriation: \$1,000,000 (G.O. Bonds). FY22 Appropriation: \$1,500,000; (\$1,000,000 (G.O. Bonds), and \$500,000 (State Aid)). The need to provide new systems for heating and cooling campus buildings was articulated in the utilities master plan and satisfying this requirement is critical to new building construction and the planned renovation of the existing campus buildings.

DISCLOSURES

Montgomery College asserts that this project conforms to the requirement of relevant local plans, as required by the Maryland Economic Growth, Resource Protection and Planning Act.

Collegewide Library Renovations

(P661901)

| | | | |
|---------------|--------------------|----------------------|--------------------|
| Category | Montgomery College | Date Last Modified | 09/14/20 |
| SubCategory | Higher Education | Administering Agency | Montgomery College |
| Planning Area | Countywide | Status | Planning Stage |

| | Total | Thru FY20 | Rem FY20 | Total 6 Years | FY 21 | FY 22 | FY 23 | FY 24 | FY 25 | FY 26 | Beyond 6 Years |
|--------------------------------------|---------------|-----------|------------|---------------|----------|----------|--------------|--------------|---------------|--------------|----------------|
| EXPENDITURE SCHEDULE (\$000s) | | | | | | | | | | | |
| Planning, Design and Supervision | 4,146 | - | 400 | 3,746 | - | - | - | 3,746 | - | - | - |
| Construction | 21,342 | - | - | 21,342 | - | - | 2,500 | 1,868 | 16,974 | - | - |
| Other | 2,728 | - | - | 2,728 | - | - | - | 572 | 1,082 | 1,074 | - |
| TOTAL EXPENDITURES | 28,216 | - | 400 | 27,816 | - | - | 2,500 | 6,186 | 18,056 | 1,074 | - |

| FUNDING SCHEDULE (\$000s) | | | | | | | | | | | |
|----------------------------------|---------------|----------|------------|---------------|----------|----------|--------------|--------------|---------------|--------------|----------|
| G.O. Bonds | 14,308 | - | 400 | 13,908 | - | - | 1,250 | 3,093 | 9,028 | 537 | - |
| State Aid | 13,908 | - | - | 13,908 | - | - | 1,250 | 3,093 | 9,028 | 537 | - |
| TOTAL FUNDING SOURCES | 28,216 | - | 400 | 27,816 | - | - | 2,500 | 6,186 | 18,056 | 1,074 | - |

| APPROPRIATION AND EXPENDITURE DATA (\$000s) | | | |
|--|-----|--------------------------|--------|
| Appropriation FY 22 Request | - | Year First Appropriation | FY20 |
| Cumulative Appropriation | 400 | Last FY's Cost Estimate | 16,080 |
| Expenditure / Encumbrances | - | | |
| Unencumbered Balance | 400 | | |

PROJECT DESCRIPTION

This project provides funding for the renovation of the libraries on two of Montgomery College's campuses, specifically the Rockville Macklin Tower Building, and the Takoma Park/Silver Spring Resource Center. An architecture firm has developed conceptual designs for the two campus libraries, and has identified improvements required to support organizational and service changes, and to modernize the libraries. The main library floors will be hubs of academic life at Montgomery College: dynamic spaces that will be student-centered, technology and service-driven, and will foster innovation. The upper floors will provide students with comfortable and quiet study spaces and smaller, curated collections to support their academic and career goals. Additional goals of this project is to meet the variety of student needs including group study, individual study, and silent study.

LOCATION

Takoma Park/Silver Spring and Rockville Campuses

ESTIMATED SCHEDULE

A part1/part 2 document will be prepared in FY21 for TPSS Library renovation. Design will start in FY22, construction will begin in FY23, and continue in FY24, with completion in FY24. State funding for this project will be pursued. Previously it was 100 percent county funded. The Rockville Library project design will begin in FY24, and construction, and FFE will be requested in FY25.

COST CHANGE

The Germantown Campus library is no longer included in this project and is instead included in the scope of the new Germantown Student Services Center project. Additional scope was added to the Rockville Library project that increased costs.

PROJECT JUSTIFICATION

The Takoma Park/Silver Spring Resource Center was constructed in 1978, and is 41 years old. The Rockville Macklin Tower Building was constructed in 1971 and is 48 years old. These two buildings are outdated, space and service configuration is insufficient, employee workspaces are inadequate to promote collaboration with colleagues, as well as, support student success. In FY16, the Montgomery College Libraries had nearly 670,000 visitors, and ethnographic studies have shown that libraries are one of the places at Montgomery College where students can escape from work and family obligations to get homework and studying done. In addition, Montgomery College's libraries provide students access to technology to be successful in their coursework. In FY16, the Montgomery College library's computers, laptops, and tablets were used approximately 200,000 times by nearly 18,000 unique users. Providing computers, laptops, tablets, software, scanners, internet, and accessible software programs improves college affordability for students who wouldn't otherwise be able to afford those tools. The Montgomery College Libraries increasingly support educational excellence by embedding librarians and information literacy into classes with 7,600 students taught. Other relevant studies and plans include the Libraries Master Plan (2015), Montgomery College Libraries' Ethnographic Studies 2013-2016 (2016), Collegewide Facilities Master Plan Update (6/18), Libraries Planning Study (6/17), and Libraries Planning Study Germantown Addendum (9/17), and Montgomery College 2025 Strategic Plan.

OTHER

FY21 Appropriation: \$0. FY22 Appropriation: \$0.

DISCLOSURES

Montgomery College asserts that this project conforms to the requirement of relevant local plans, as required by the Maryland Economic Growth, Resource Protection and Planning Act.

COORDINATION

Macklin Tower Alterations (P036603)

Collegewide Physical Education Renovations (P661602)

| | | | |
|---------------|--------------------|----------------------|--------------------|
| Category | Montgomery College | Date Last Modified | 09/13/20 |
| SubCategory | Higher Education | Administering Agency | Montgomery College |
| Planning Area | Countywide | Status | Ongoing |

| | Total | Thru FY20 | Rem FY20 | Total 6 Years | FY 21 | FY 22 | FY 23 | FY 24 | FY 25 | FY 26 | Beyond 6 Years |
|--------------------------------------|---------------|--------------|-----------|------------------|--------------|--------------|--------------|--------------|--------------|--------------|-------------------|
| EXPENDITURE SCHEDULE (\$000s) | | | | | | | | | | | |
| Planning, Design and Supervision | 1,210 | 696 | 14 | 500 | 500 | - | - | - | - | - | - |
| Construction | 17,790 | 9,252 | 38 | 8,500 | 1,000 | 1,500 | 1,500 | 1,500 | 1,500 | 1,500 | - |
| TOTAL EXPENDITURES | 19,000 | 9,948 | 52 | 9,000 | 1,500 | 1,500 | 1,500 | 1,500 | 1,500 | 1,500 | - |

| FUNDING SCHEDULE (\$000s) | | | | | | | | | | | |
|--|---------------|--------------|-----------|--------------|--------------|--------------|--------------|--------------|--------------|--------------|----------|
| Major Facilities Capital Projects Fund (College) | 19,000 | 9,948 | 52 | 9,000 | 1,500 | 1,500 | 1,500 | 1,500 | 1,500 | 1,500 | - |
| TOTAL FUNDING SOURCES | 19,000 | 9,948 | 52 | 9,000 | 1,500 | 1,500 | 1,500 | 1,500 | 1,500 | 1,500 | - |

| APPROPRIATION AND EXPENDITURE DATA (\$000s) | | | | |
|--|--|--------|--------------------------|--------|
| Appropriation FY 22 Request | | 1,500 | Year First Appropriation | FY16 |
| Cumulative Appropriation | | 11,500 | Last FY's Cost Estimate | 19,000 |
| Expenditure / Encumbrances | | 9,953 | | |
| Unencumbered Balance | | 1,547 | | |

PROJECT DESCRIPTION

This project provides funding for the renovation of physical education buildings, specifically the Germantown Physical Education building, the Rockville Physical Education Center. The College completed a facilities condition assessment of these buildings in December 2013 that evaluated all building systems and related equipment and identified major repair and/or replacement requirements. In addition, this project will fund sports turf, and a reconfiguration of the Germantown baseball field to support the College's athletic program. This project also funds title IX improvements.

LOCATION

Collegewide

ESTIMATED SCHEDULE

This project is an ongoing effort and expenditures are expected beyond the six-year period.

COST CHANGE

Cost increases as the College programmed spending throughout the six-year period.

PROJECT JUSTIFICATION

The Germantown Physical Education building was constructed in 1980, and is 39 years old. The Rockville Physical Education Center was constructed in 1966, and is 53 years old. These buildings are experiencing a progressive deterioration of building systems and major pieces of building equipment. It has now reached the point that addressing the problem of a deteriorating building infrastructure is beyond the scope of a maintenance effort and that building repairs are no longer adequate or cost effective. Key components of the HVAC, mechanical and electrical systems are outdated, energy inefficient, and costly to continue to repair. The refurbishment and/or replacement of major building systems and related equipment will significantly extend the useful life of the building and correct safety and environmental problems. The College completed a building condition assessment in 2013 that provides a detailed evaluation of building deficiencies and initial cost estimates for major repairs, equipment replacements, and related improvements. Related studies include: Montgomery College 2025 Strategic Plan, Collegewide Facilities Master Plan Update (6/18), and the Collegewide Facilities Condition Assessment (12/13).

OTHER

FY21 Appropriation: \$1,500,000 (Major Facilities Capital Projects Fund-MC only). FY22 Appropriation: \$1,500,000 (Major Facilities Capital Projects Fund-MC only).

COORDINATION

Energy Conservation: College (CIP No. P816611), Planned Lifecycle Asset Replacement: College (CIP No. P926659), Roof Replacement: College (CIP No. P876664).

Collegewide Road/Parking Lot Repairs and Replacements (P661801)

| | | | |
|---------------|--------------------|----------------------|--------------------|
| Category | Montgomery College | Date Last Modified | 09/13/20 |
| SubCategory | Higher Education | Administering Agency | Montgomery College |
| Planning Area | Countywide | Status | Ongoing |

| Total | Thru FY20 | Rem FY20 | Total 6 Years | FY 21 | FY 22 | FY 23 | FY 24 | FY 25 | FY 26 | Beyond 6 Years |
|-------|-----------|----------|---------------|-------|-------|-------|-------|-------|-------|----------------|
|-------|-----------|----------|---------------|-------|-------|-------|-------|-------|-------|----------------|

EXPENDITURE SCHEDULE (\$000s)

| | | | | | | | | | | |
|----------------------------------|--------------|------------|----------|----------|----------|----------|----------|----------|----------|----------|
| Planning, Design and Supervision | 155 | 154 | - | 1 | - | 1 | - | - | - | - |
| Construction | 845 | 845 | - | - | - | - | - | - | - | - |
| TOTAL EXPENDITURES | 1,000 | 999 | - | 1 | - | 1 | - | - | - | - |

FUNDING SCHEDULE (\$000s)

| | | | | | | | | | | |
|---|--------------|------------|----------|----------|----------|----------|----------|----------|----------|----------|
| Transportation Facilities Capital Projects Fund (College) | 1,000 | 999 | - | 1 | - | 1 | - | - | - | - |
| TOTAL FUNDING SOURCES | 1,000 | 999 | - | 1 | - | 1 | - | - | - | - |

APPROPRIATION AND EXPENDITURE DATA (\$000s)

| | | | |
|-----------------------------|-------|--------------------------|-------|
| Appropriation FY 22 Request | - | Year First Appropriation | FY18 |
| Cumulative Appropriation | 1,000 | Last FY's Cost Estimate | 1,000 |
| Expenditure / Encumbrances | 999 | | |
| Unencumbered Balance | 1 | | |

PROJECT DESCRIPTION

This project provides funding for the repair, maintenance and improvements of the College's parking lots, roadways, walkways, and associated site infrastructure, such as lighting, signage, site communications, and security, and storm water management.

COST CHANGE

Spending added throughout the six-year period.

PROJECT JUSTIFICATION

The College completed a facilities condition assessment in December 2013 that evaluated these systems and identified major repair and/or replacement requirements. Related studies include: the Montgomery College 2025 Strategic Plan, Collegewide Facilities Master Plan Update (6/18), and the Collegewide Facilities Condition Assessment (12/13).

OTHER

Funding Source: Transportation Facilities Capital Projects Fund-MC only.

COORDINATION

This project is coordinated with Utility Master Plans and building renovations on the Rockville, Germantown, and Takoma Park/Silver Spring Campuses, Capital Renewal: College (CIP No. P096600), and Site Improvements: College (P076601).

Elevator Modernization: College

(P056608)

| | | | |
|---------------|--------------------|----------------------|--------------------|
| Category | Montgomery College | Date Last Modified | 09/13/20 |
| SubCategory | Higher Education | Administering Agency | Montgomery College |
| Planning Area | Countywide | Status | Ongoing |

| | Total | Thru FY20 | Rem FY20 | Total 6 Years | FY 21 | FY 22 | FY 23 | FY 24 | FY 25 | FY 26 | Beyond 6 Years |
|--|-------|-----------|----------|---------------|-------|-------|-------|-------|-------|-------|----------------|
|--|-------|-----------|----------|---------------|-------|-------|-------|-------|-------|-------|----------------|

EXPENDITURE SCHEDULE (\$000s)

| | | | | | | | | | | | |
|----------------------------------|--------------|--------------|------------|--------------|------------|------------|------------|------------|------------|------------|----------|
| Planning, Design and Supervision | 653 | 546 | 107 | - | - | - | - | - | - | - | - |
| Construction | 5,627 | 4,237 | 190 | 1,200 | 200 | 200 | 200 | 200 | 200 | 200 | - |
| TOTAL EXPENDITURES | 6,280 | 4,783 | 297 | 1,200 | 200 | 200 | 200 | 200 | 200 | 200 | - |

FUNDING SCHEDULE (\$000s)

| | | | | | | | | | | | |
|------------------------------|--------------|--------------|------------|--------------|------------|------------|------------|------------|------------|------------|----------|
| G.O. Bonds | 6,280 | 4,783 | 297 | 1,200 | 200 | 200 | 200 | 200 | 200 | 200 | - |
| TOTAL FUNDING SOURCES | 6,280 | 4,783 | 297 | 1,200 | 200 | 200 | 200 | 200 | 200 | 200 | - |

APPROPRIATION AND EXPENDITURE DATA (\$000s)

| | | | |
|-----------------------------|-------|--------------------------|-------|
| Appropriation FY 22 Request | 200 | Year First Appropriation | FY03 |
| Cumulative Appropriation | 5,280 | Last FY's Cost Estimate | 6,280 |
| Expenditure / Encumbrances | 4,783 | | |
| Unencumbered Balance | 497 | | |

PROJECT DESCRIPTION

This project provides funding for the modernization and/or replacement of existing elevators on all three campuses.

LOCATION

Collegewide

COST CHANGE

Cost increases due to addition of FY25 and FY26.

PROJECT JUSTIFICATION

Many elevator systems at the College are inefficient, outdated and beyond continued economic repair. While the College's maintenance program has kept elevators operational, spare parts are not readily available from maintenance providers for many of the older pieces of elevator equipment. This results in extended down time, high maintenance costs, higher energy consumption, and the lack of current car safety devices. This project will modernize elevators to improve overall performance, safety, reliability and energy conservation, and to achieve code compliance. Furthermore, some buildings lack elevators or have elevators of inadequate size requiring the installation of new elevators to increase accessibility and capacity. Related studies include the Montgomery College 2020 Strategic Plan, Collegewide Facilities Condition Assessment Update (12/13), a Collegewide Elevator Study (4/05), the Collegewide Facilities Master Plan Update (6/18), and the Takoma Park/Silver Spring Elevator Update (9/09).

OTHER

FY21 Appropriation: \$200,000 (G.O. Bonds). FY22 Appropriation: \$200,000 (G.O. Bonds).

DISCLOSURES

Expenditures will continue indefinitely.

COORDINATION

This project is coordinated with the scheduled building renovations on the Rockville, Takoma Park/Silver Spring and Germantown Campuses., Phase 4 - Takoma Park/Silver Spring Elevator Study, Site Improvements: College (CIP No. P076601)

Energy Conservation: College (P816611)

| | | | |
|---------------|--------------------|----------------------|--------------------|
| Category | Montgomery College | Date Last Modified | 09/13/20 |
| SubCategory | Higher Education | Administering Agency | Montgomery College |
| Planning Area | Countywide | Status | Ongoing |

| | Total | Thru FY20 | Rem FY20 | Total 6 Years | FY 21 | FY 22 | FY 23 | FY 24 | FY 25 | FY 26 | Beyond 6 Years |
|--------------------------------------|--------------|--------------|-----------|---------------|------------|------------|------------|------------|------------|------------|----------------|
| EXPENDITURE SCHEDULE (\$000s) | | | | | | | | | | | |
| Planning, Design and Supervision | 3,477 | 2,364 | 33 | 1,080 | 180 | 180 | 180 | 180 | 180 | 180 | - |
| Site Improvements and Utilities | 26 | 26 | - | - | - | - | - | - | - | - | - |
| Construction | 3,452 | 2,717 | 15 | 720 | 120 | 120 | 120 | 120 | 120 | 120 | - |
| Other | 163 | 163 | - | - | - | - | - | - | - | - | - |
| TOTAL EXPENDITURES | 7,118 | 5,270 | 48 | 1,800 | 300 | 300 | 300 | 300 | 300 | 300 | - |

| FUNDING SCHEDULE (\$000s) | | | | | | | | | | | |
|----------------------------------|--------------|--------------|-----------|--------------|------------|------------|------------|------------|------------|------------|----------|
| Current Revenue: General | 2,870 | 2,141 | 33 | 696 | 116 | 116 | 116 | 116 | 116 | 116 | - |
| Federal Aid | 49 | 49 | - | - | - | - | - | - | - | - | - |
| G.O. Bonds | 4,148 | 3,029 | 15 | 1,104 | 184 | 184 | 184 | 184 | 184 | 184 | - |
| State Aid | 51 | 51 | - | - | - | - | - | - | - | - | - |
| TOTAL FUNDING SOURCES | 7,118 | 5,270 | 48 | 1,800 | 300 | 300 | 300 | 300 | 300 | 300 | - |

| OPERATING BUDGET IMPACT (\$000s) | | | | | | | | | |
|---|--|--|-----------------|----------------|----------------|----------------|----------------|----------------|----------------|
| Maintenance | | | (3,000) | (460) | (480) | (500) | (520) | (520) | (520) |
| Energy | | | (7,860) | (1,210) | (1,260) | (1,310) | (1,360) | (1,360) | (1,360) |
| NET IMPACT | | | (10,860) | (1,670) | (1,740) | (1,810) | (1,880) | (1,880) | (1,880) |
| FULL TIME EQUIVALENT (FTE) | | | | 2 | 2 | 2 | 2 | 2 | 2 |

| APPROPRIATION AND EXPENDITURE DATA (\$000s) | | | |
|--|-------|--------------------------|-------|
| Appropriation FY 22 Request | 300 | Year First Appropriation | FY81 |
| Cumulative Appropriation | 5,618 | Last FY's Cost Estimate | 7,118 |
| Expenditure / Encumbrances | 5,443 | | |
| Unencumbered Balance | 175 | | |

PROJECT DESCRIPTION

This project provides funding to (1) continue development of a Collegewide energy management program, (2) implement life-cycle cost effective energy conservation measures based upon energy audits, and (3) review new building/renovation designs for compliance with Montgomery County Code, Ch. 8 Building Energy Performance Standards. Typical project activities include retrofits and modifications of lighting, controls, and HVAC equipment; building envelope modifications; solar energy retrofits; computer equipment for equipment control and energy-use monitoring; HVAC system evaluation/balancing studies; long-range energy/utility planning studies; central plant design plans (Germantown, Rockville, Takoma Park/Silver Spring); and waste management studies. Typical payback on lighting, controls, HVAC and solar energy modifications is five to six years. This project includes two staff positions for a utility analyst, and mechanical engineer, which is in response to increased workload associated with the energy and utility functions, but also the design reviews of major projects, planned lifecycle asset replacements, and capital renewals, as well as complying with laws.

LOCATION

Collegewide

COST CHANGE

Cost increases due to addition of FY25 and FY26.

PROJECT JUSTIFICATION

As mandated by Ch. 8 of the County Code and supported by the College, County Council, the Interagency Committee on Energy & Utility Management (ICEUM), and the Citizens Energy Conservation Advisory Committee (ECAC), an energy cost reduction program has been developed. This program consists of energy audits performed by College staff to identify life cycle cost effective retrofits, including a lighting retrofit program, LEED certification, etc.

OTHER

FY21 Appropriation: Total - \$300,000; \$184,000 (G.O. Bonds), and \$116,000 (Current Revenue: General). FY22 Appropriation: Total - \$300,000; \$184,000 (G.O. Bonds), and \$116,000 (Current Revenue: General). The following fund transfers have been made from this project: \$21,420 to Central Plant Distribution System project (#P886676) (BOT Resolution #90-102, 6/18/90); \$70,000 to Fine Arts Renovation (#P906601) (BOT Resolution #94-114, 9/19/94), \$7,000 to

Planning, Design & Construction project (#P906605) (BOT Resolution #01-153, 10/15/01), and \$200,000 to Germantown Bioscience Education Center Project (#P056603)(BOT Resol. #12-06-036, 6/11/12). Beginning in FY98, the portion of this project funded by County Current Revenues migrated to the College's Operating Budget. It is anticipated that migration of this portion of the project will promote a desirable consistency with County budgeting practices and encourage greater competition in an environment of scarce resources. Reflecting the migration of this portion of the project, the College's Operating Budget includes funds for this effort. New construction and building renovation projects under review during FY19-20 include planning for new buildings on the Rockville and Takoma Park/Silver Spring campuses. Campus utilities master plans are currently being updated to conform to the approved Collegewide Facilities Master Plan Update (6/18).

DISCLOSURES

Expenditures will continue indefinitely. Montgomery College asserts that this project conforms to the requirement of relevant local plans, as required by the Maryland Economic Growth, Resource Protection and Planning Act.

COORDINATION

This project is coordinated with the scheduled building renovations, and the planned construction of new buildings, on the Rockville, Germantown, and Takoma Park/Silver Spring Campuses., ICEUM & ECAC, Montgomery College 2025 Strategic Plan, Facility Planning: College (CIP No. P886686), Planned Lifecycle Asset Replacement: College (CIP No. P926659), Roof Replacement: College (CIP No. P876664)

Facility Planning: College

(P886686)

| | | | |
|---------------|--------------------|----------------------|--------------------|
| Category | Montgomery College | Date Last Modified | 09/13/20 |
| SubCategory | Higher Education | Administering Agency | Montgomery College |
| Planning Area | Countywide | Status | Ongoing |

| Total | Thru FY20 | Rem FY20 | Total 6 Years | FY 21 | FY 22 | FY 23 | FY 24 | FY 25 | FY 26 | Beyond 6 Years |
|-------|-----------|----------|---------------|-------|-------|-------|-------|-------|-------|----------------|
|-------|-----------|----------|---------------|-------|-------|-------|-------|-------|-------|----------------|

EXPENDITURE SCHEDULE (\$000s)

| | | | | | | | | | | | |
|----------------------------------|--------------|--------------|------------|--------------|------------|------------|------------|------------|------------|------------|----------|
| Planning, Design and Supervision | 8,437 | 6,140 | 177 | 2,120 | 770 | 270 | 270 | 270 | 270 | 270 | - |
| TOTAL EXPENDITURES | 8,437 | 6,140 | 177 | 2,120 | 770 | 270 | 270 | 270 | 270 | 270 | - |

FUNDING SCHEDULE (\$000s)

| | | | | | | | | | | | |
|------------------------------|--------------|--------------|------------|--------------|------------|------------|------------|------------|------------|------------|----------|
| Current Revenue: General | 8,437 | 6,140 | 177 | 2,120 | 770 | 270 | 270 | 270 | 270 | 270 | - |
| TOTAL FUNDING SOURCES | 8,437 | 6,140 | 177 | 2,120 | 770 | 270 | 270 | 270 | 270 | 270 | - |

APPROPRIATION AND EXPENDITURE DATA (\$000s)

| | | | |
|-----------------------------|-------|--------------------------|-------|
| Appropriation FY 22 Request | 270 | Year First Appropriation | FY88 |
| Cumulative Appropriation | 7,087 | Last FY's Cost Estimate | 8,437 |
| Expenditure / Encumbrances | 6,140 | | |
| Unencumbered Balance | 947 | | |

PROJECT DESCRIPTION

This project provides funding for campus master plans, and facility planning studies for projects being considered for possible inclusion in the CIP. In addition, facility planning serves as a transition stage for a project between the master plan or conceptual stage, and its inclusion as a stand-alone project, or subproject, in the CIP. Prior to the establishment of a stand-alone project, the College develops a Facility Program/Program of Requirements (POR) that outlines the general facility purpose and need and specific features required on the project. Facility planning is a decision-making process to determine the purpose and need of a candidate project through a rigorous investigation of the following critical project elements: usage forecasts; academic requirements; investigation of non-County sources of funding; and detailed project cost estimates. This project provides for project planning and preliminary design, and allows for the development of a program of requirements in advance of the full programming of a project in the CIP, including the preparation of Part I and II documentation to meet State requirements. Depending upon the results of a facility planning determination of purpose and need, a project may or may not proceed to construction.

COST CHANGE

Cost increases due to the inclusion of an East County Expansion feasibility study in FY21 as well as the addition of FY25 and FY26 .

PROJECT JUSTIFICATION

There is a continuing need for the development of accurate cost estimates and an exploration of alternatives for proposed projects. Facility planning costs for all projects which ultimately become stand-alone PDFs are included here. These costs will not be reflected in the resulting individual project. Future individual CIP projects which result from facility planning may each reflect reduced planning and design costs. Relevant studies include the Montgomery College 2025 Strategic Plan, Collegewide Facilities Condition Assessment Update (12/13), and the Collegewide Facilities Master Plan Update(6/18).

East County is an underserved area with poor accessibility to the College's three existing campuses. The feasibility study will explore potential opportunities to expand the College into this region and which programs are most viable and meet community needs.

OTHER

FY21 Appropriation: \$770,000 (Current Revenue: General). FY22 Appropriation: \$270,000 (Current Revenue: General). The following fund transfers have been made from this project: \$25,000 to the Information Technology: College project (CIP No. P856509) (BOT Resol. #91-56 - 5/20/91); \$7,000 to Planning, Design & Construction (CIP No. P906605) (BOT Resol. #01-153 - 10/15/01); \$25,000 to Planning, Design and Construction (CIP No. P804064) (BOT Resol. #02-62 - 6/17/02). The following fund transfer has been made to this project: \$28,000 from the South Silver Spring Property Acquisition (CIP No. P016602) (BOT Resol. #03-28 - 4/21/03). By County Council Resol. No. 12-6333, the cumulative project appropriation was reduced by \$187,500 in FY92. By County Council Resolution No. 16-1261, the cumulative appropriation was reduced by \$171,000 (Current Revenue: General) as part of the FY10 savings plan.

DISCLOSURES

Expenditures will continue indefinitely.

COORDINATION

Collegewide Facilities Master Plan Update, FY20- Utilities Master Plan Update, FY20-Facilities Condition Assessment, FY20 -- Germantown Student Services Center Part I/II as submitted to the State, FY20 - Rockville Macklin Tower Library Renovation Part I/II as submitted to the State.

Information Technology: College (P856509)

| | | | |
|---------------|--------------------|----------------------|--------------------|
| Category | Montgomery College | Date Last Modified | 09/13/20 |
| SubCategory | Higher Education | Administering Agency | Montgomery College |
| Planning Area | Countywide | Status | Ongoing |

| | Total | Thru FY20 | Rem FY20 | Total 6 Years | FY 21 | FY 22 | FY 23 | FY 24 | FY 25 | FY 26 | Beyond 6 Years |
|--------------------------------------|----------------|----------------|--------------|---------------|--------------|--------------|--------------|--------------|--------------|--------------|----------------|
| EXPENDITURE SCHEDULE (\$000s) | | | | | | | | | | | |
| Planning, Design and Supervision | 5,414 | 5,140 | 274 | - | - | - | - | - | - | - | - |
| Construction | 21,347 | 18,347 | - | 3,000 | 500 | 500 | 500 | 500 | 500 | 500 | - |
| Other | 165,063 | 114,284 | 2,779 | 48,000 | 7,000 | 7,500 | 8,750 | 8,750 | 8,000 | 8,000 | - |
| TOTAL EXPENDITURES | 191,824 | 137,771 | 3,053 | 51,000 | 7,500 | 8,000 | 9,250 | 9,250 | 8,500 | 8,500 | - |

| FUNDING SCHEDULE (\$000s) | | | | | | | | | | | |
|----------------------------------|----------------|----------------|--------------|---------------|--------------|--------------|--------------|--------------|--------------|--------------|----------|
| Current Revenue: General | 127,264 | 73,211 | 3,053 | 51,000 | 7,500 | 8,000 | 9,250 | 9,250 | 8,500 | 8,500 | - |
| G.O. Bonds | 4,603 | 4,603 | - | - | - | - | - | - | - | - | - |
| PAYGO | 2,041 | 2,041 | - | - | - | - | - | - | - | - | - |
| Recordation Tax | 57,916 | 57,916 | - | - | - | - | - | - | - | - | - |
| TOTAL FUNDING SOURCES | 191,824 | 137,771 | 3,053 | 51,000 | 7,500 | 8,000 | 9,250 | 9,250 | 8,500 | 8,500 | - |

| OPERATING BUDGET IMPACT (\$000s) | | | | | | | | | | | |
|---|--|--|--|--|---|---|---|---|---|---|---|
| FULL TIME EQUIVALENT (FTE) | | | | | 4 | 4 | 4 | 4 | 4 | 4 | 4 |

| APPROPRIATION AND EXPENDITURE DATA (\$000s) | | | |
|--|---------|--------------------------|---------|
| Appropriation FY 22 Request | 8,000 | Year First Appropriation | FY85 |
| Cumulative Appropriation | 148,324 | Last FY's Cost Estimate | 191,824 |
| Expenditure / Encumbrances | 142,206 | | |
| Unencumbered Balance | 6,118 | | |

PROJECT DESCRIPTION

This project provides for the design, development, installation/construction, and support of College Information Technology (IT) systems including enterprise-wide data, voice, and video applications; cybersecurity; cloud-based software services; and other related software applications used for administrative and academic support; and the replacement/upgrade of IT equipment to meet student and employee requirements. The project includes planning, installation, and furnishing of audio/visual and computing technology in classrooms, labs, and offices throughout three campuses and multiple workforce development centers. These systems support and enhance the College's mission, its instructional programs, and student services including counseling, admissions, registration, etc. They also meet administrative computing requirements for finance, human resources, institutional advancement, workforce development and continuing education, and are implemented in accordance with the collegewide college strategic plan. The Office of Information Technology (OIT) with input from the college community determines and recommends the hardware, software, and services to be purchased. Four technical staff positions are funded by this project.

LOCATION

Collegewide

COST CHANGE

Costs increase due to the addition of FY25 to FY26.

PROJECT JUSTIFICATION

To meet current and projected needs, and to remain current with changing technical standards and expectations for data, video, and voice communications, the College plans and installs IT, telecommunications, audio/visual, and instructional systems at each campus, the central administration building, and all remote instructional sites. The new systems allow replacement of legacy systems for data and video applications; provide for updated networking capabilities; provide necessary security and monitoring capabilities; establish learning centers in classrooms, labs, and for distributed instruction; and allow expanded opportunities for linking with external information technology services. State-of-the-market hardware and software capabilities and cloud services are required to attract and serve students, faculty and staff, as well as to serve the business community by upgrading work force technology skills and providing a base for continued economic development in the county. Information technology directly enables the College's mission and is used to facilitate student success; to effectively and efficiently operate the College; and to support the College's growth, development, and community initiatives.

OTHER

FY21 Appropriation: \$7,500,000 (Current Revenue: General). FY22 Appropriation: \$8,000,000 (Current Revenue: General). The following fund transfers have been made from this project: \$1,300,000 to the Takoma Park Campus Expansion project (CIP No. P996662) (BOT Resol. #07-01-005, 1/16/2007); \$300,000 to the

Student Learning Support Systems project (CIP No. P076617); and \$2,500,000 to the Network Operating Center project (#P076618)(BOT Resol. #12-06-037, 6/11/12). The following fund transfers have been made to this project: \$111,000 from the Planning, Design and Construction project (CIP No. P906605), and \$25,000 from the Facilities Planning: College project (CIP No. P886886) to this project (BOT Resol. #91-56, 5/20/1991); the project appropriation was reduced by \$559,000 in FY92. The FY18 Savings Plan reduced FY18 funding and expenditures by \$1,900,000 in Current Revenue: General. FY19 reduction of \$723,000 is due to County affordability constraints.

DISCLOSURES

Expenditures will continue indefinitely.

COORDINATION

MC2025 Strategic Plan, Academic Master Plan 2016-2021, Collegewide Facilities Master Plan Update (6/18), Information Technology Master Plan, Student Affairs Master Plan 2018-2022, and campus building renovation projects. Expenditures are made in alignment with the priorities and guidelines establish by these documents.

Instructional Furniture and Equipment: College

(P096601)

| | | | |
|---------------|--------------------|----------------------|--------------------|
| Category | Montgomery College | Date Last Modified | 09/13/20 |
| SubCategory | Higher Education | Administering Agency | Montgomery College |
| Planning Area | Countywide | Status | Ongoing |

| Total | Thru FY20 | Rem FY20 | Total 6 Years | FY 21 | FY 22 | FY 23 | FY 24 | FY 25 | FY 26 | Beyond 6 Years |
|-------|-----------|----------|---------------|-------|-------|-------|-------|-------|-------|----------------|
|-------|-----------|----------|---------------|-------|-------|-------|-------|-------|-------|----------------|

EXPENDITURE SCHEDULE (\$000s)

| | | | | | | | | | | | |
|---------------------------|--------------|--------------|------------|--------------|------------|------------|------------|------------|------------|------------|----------|
| Other | 4,800 | 2,631 | 549 | 1,620 | 270 | 270 | 270 | 270 | 270 | 270 | - |
| TOTAL EXPENDITURES | 4,800 | 2,631 | 549 | 1,620 | 270 | 270 | 270 | 270 | 270 | 270 | - |

FUNDING SCHEDULE (\$000s)

| | | | | | | | | | | | |
|------------------------------|--------------|--------------|------------|--------------|------------|------------|------------|------------|------------|------------|----------|
| Current Revenue: General | 4,800 | 2,631 | 549 | 1,620 | 270 | 270 | 270 | 270 | 270 | 270 | - |
| TOTAL FUNDING SOURCES | 4,800 | 2,631 | 549 | 1,620 | 270 | 270 | 270 | 270 | 270 | 270 | - |

APPROPRIATION AND EXPENDITURE DATA (\$000s)

| | | | |
|-----------------------------|-------|--------------------------|-------|
| Appropriation FY 22 Request | 270 | Year First Appropriation | FY09 |
| Cumulative Appropriation | 3,450 | Last FY's Cost Estimate | 4,800 |
| Expenditure / Encumbrances | 2,631 | | |
| Unencumbered Balance | 819 | | |

PROJECT DESCRIPTION

This project provides funding for new and replacement instructional furniture and equipment to support academic programs, improve classroom and lab functionality, and upgrade equipment to meet instructional requirements. New and replacement furniture and equipment will be provided in classroom, laboratory, and/or instructional support settings. General instructional furniture includes such items as tables, chairs, stools, laboratory cabinetry, white boards, and other display boards, that typically occur in classrooms, labs, and instructional support spaces. Instructional equipment, for example, may include microscopes, autoclaves, weight equipment, pottery kilns, and other types of equipment used for teaching, experimentation, and/or research.

LOCATION

Collegewide

COST CHANGE

Costs increase due to the addition of FY25 and FY26.

PROJECT JUSTIFICATION

Instructional furniture and equipment necessary for classes and labs typically has a replacement cycle of 10 years or more depending upon level of usage. Existing furniture and equipment across the College is often outdated or inadequate, necessitating a major replacement effort. In addition, new instructional endeavors may also require the purchase of furniture and equipment to support the academic program. New and replacement instructional furniture and equipment is necessary to support the academic success of students and provide faculty with the tools for student learning. Relevant studies include the Montgomery College 2025 Strategic Plan, and Montgomery College Academic Master Plan 2016-2021.

OTHER

FY21 Appropriation: \$270,000 (Current Revenue: General). FY22 Appropriation: \$270,000 (Current Revenue: General).

DISCLOSURES

Expenditures will continue indefinitely.

COORDINATION

Montgomery College 2016-2021 Academic Master Plan

Network Infrastructure and Server Operations

(P076619)

| | | | |
|---------------|--------------------|----------------------|--------------------|
| Category | Montgomery College | Date Last Modified | 09/13/20 |
| SubCategory | Higher Education | Administering Agency | Montgomery College |
| Planning Area | Countywide | Status | Ongoing |

| | Total | Thru FY20 | Rem FY20 | Total 6 Years | FY 21 | FY 22 | FY 23 | FY 24 | FY 25 | FY 26 | Beyond 6 Years |
|--------------------------------------|---------------|---------------|--------------|---------------|--------------|--------------|--------------|--------------|--------------|--------------|----------------|
| EXPENDITURE SCHEDULE (\$000s) | | | | | | | | | | | |
| Planning, Design and Supervision | 6,064 | 4,727 | 257 | 1,080 | 180 | 180 | 180 | 180 | 180 | 180 | - |
| Construction | 2,174 | 1,574 | - | 600 | 100 | 100 | 100 | 100 | 100 | 100 | - |
| Other | 38,679 | 15,871 | 1,688 | 21,120 | 3,020 | 3,420 | 3,820 | 3,820 | 3,520 | 3,520 | - |
| TOTAL EXPENDITURES | 46,917 | 22,172 | 1,945 | 22,800 | 3,300 | 3,700 | 4,100 | 4,100 | 3,800 | 3,800 | - |

| FUNDING SCHEDULE (\$000s) | | | | | | | | | | | |
|----------------------------------|---------------|---------------|--------------|---------------|--------------|--------------|--------------|--------------|--------------|--------------|----------|
| Current Revenue: General | 45,497 | 20,752 | 1,945 | 22,800 | 3,300 | 3,700 | 4,100 | 4,100 | 3,800 | 3,800 | - |
| Recordation Tax | 1,420 | 1,420 | - | - | - | - | - | - | - | - | - |
| TOTAL FUNDING SOURCES | 46,917 | 22,172 | 1,945 | 22,800 | 3,300 | 3,700 | 4,100 | 4,100 | 3,800 | 3,800 | - |

| OPERATING BUDGET IMPACT (\$000s) | | | | | | | | | | | |
|---|--|--|--|--|---|---|---|---|---|---|--|
| FULL TIME EQUIVALENT (FTE) | | | | | 6 | 6 | 6 | 6 | 6 | 6 | |

| APPROPRIATION AND EXPENDITURE DATA (\$000s) | | | |
|--|--------|--------------------------|--------|
| Appropriation FY 22 Request | 3,700 | Year First Appropriation | FY07 |
| Cumulative Appropriation | 27,417 | Last FY's Cost Estimate | 46,917 |
| Expenditure / Encumbrances | 24,465 | | |
| Unencumbered Balance | 2,952 | | |

PROJECT DESCRIPTION

This project supports the ongoing installation and maintenance of the information technology (IT) network infrastructure throughout all Montgomery College facilities, as well as on-premise server operations for applications not suitable for cloud computing. The network-related infrastructure includes cable distribution systems (conduit, fiber optics, wiring); equipment such as routers, switches, wireless access points, firewalls, intrusion detection and prevention devices; network management systems, specialized technology tools, monitoring systems, and diagnostic equipment; and remote access technologies. Also included are telephone systems, emergency notification systems, building management systems, and video security systems.

The scope of the project includes the associated electrical, environmental, and backup systems needed to ensure the reliable operation of all equipment. On-premise server operations are supported through the maintenance of a primary data center on the Takoma Park/Silver Spring (TP/SS) campus, and a backup data center on the Rockville campus. Associated with the TP/SS data center is the College's Network Operating Center (NOC), where staff maintain server and network equipment and provide 24/7 monitoring of all College IT systems and services to ensure proper functioning and performance. This includes instructional and administrative applications and all network and Internet-related services used in support of both credit and non-credit programs. This project funds six positions.

Note: The Network Operating Center/Datacenter project's (P076618) FY19 and beyond funding requests and work years have been added to this project. In addition, the project name has changed from Network Infrastructure Support Systems to Network Infrastructure and Server Operations.

COST CHANGE

Costs increase due to the addition of FY25 to FY26.

PROJECT JUSTIFICATION

The College networks used for all forms of data, voice, video, and machine communication must be maintained and upgraded continuously to ensure no College location is without the necessary technology capabilities and support. This requires planned replacement and upgrades as technology evolves. As faculty continue to develop more learning programs and methods to meet the increased expectations of students, the technology needs also evolve and change. Without meeting the expectations and requirements developed in the various College strategic and master planning documents, the College will fall behind in its ability to provide needed technology at the appropriate time. State-of-the-market hardware and software capabilities and cloud services are required to attract and serve students, faculty and staff, as well as to serve the business community by upgrading work force technology skills and providing a base for continued economic development in the county. Information technology directly enables the College's mission and is used to facilitate student success; to effectively and efficiently operate the College; and to support the College's growth, development, and community initiatives.

OTHER

FY21 Appropriation: \$3,300,000 (Current Revenue: General). FY22 Appropriation: \$3,700,000 (Current Revenue: General). The following fund transfers/reductions have occurred with this project: By County Council Resolution No. 16-1261, the cumulative appropriation was reduced by \$533,000 (Current

Revenue: General) as part of the FY10 savings plan; \$800,000 to the Network Operating Center project (#P076618)(BOT Resol. #12-06-037,6/11/12). FY19 reduction of \$400,000 due to County affordability constraints.

DISCLOSURES

Expenditures will continue indefinitely.

COORDINATION

MC2025 Strategic Plan, Academic Master Plan 2016-2021, Collegewide Facilities Master Plan Update (6/18), Information Technology Master Plan, Student Affairs Master Plan 2018-2021, and campus building renovation projects. Expenditures are made in alignment with the priorities and guidelines establish by these documents.

Planned Lifecycle Asset Replacement: College (P926659)

| | | | |
|---------------|--------------------|----------------------|--------------------|
| Category | Montgomery College | Date Last Modified | 09/13/20 |
| SubCategory | Higher Education | Administering Agency | Montgomery College |
| Planning Area | Countywide | Status | Ongoing |

| | Total | Thru FY20 | Rem FY20 | Total 6 Years | FY 21 | FY 22 | FY 23 | FY 24 | FY 25 | FY 26 | Beyond 6 Years |
|--------------------------------------|---------------|---------------|--------------|---------------|--------------|--------------|--------------|--------------|--------------|--------------|----------------|
| EXPENDITURE SCHEDULE (\$000s) | | | | | | | | | | | |
| Planning, Design and Supervision | 8,582 | 4,755 | 1,427 | 2,400 | 400 | 400 | 400 | 400 | 400 | 400 | - |
| Construction | 72,460 | 48,661 | 2,186 | 21,613 | 2,100 | 2,569 | 2,617 | 6,227 | 4,500 | 3,600 | - |
| Other | 635 | 513 | 122 | - | - | - | - | - | - | - | - |
| TOTAL EXPENDITURES | 81,677 | 53,929 | 3,735 | 24,013 | 2,500 | 2,969 | 3,017 | 6,627 | 4,900 | 4,000 | - |

| FUNDING SCHEDULE (\$000s) | | | | | | | | | | | |
|----------------------------------|---------------|---------------|--------------|---------------|--------------|--------------|--------------|--------------|--------------|--------------|----------|
| Current Revenue: General | 1,940 | 1,940 | - | - | - | - | - | - | - | - | - |
| G.O. Bonds | 79,737 | 51,989 | 3,735 | 24,013 | 2,500 | 2,969 | 3,017 | 6,627 | 4,900 | 4,000 | - |
| TOTAL FUNDING SOURCES | 81,677 | 53,929 | 3,735 | 24,013 | 2,500 | 2,969 | 3,017 | 6,627 | 4,900 | 4,000 | - |

| APPROPRIATION AND EXPENDITURE DATA (\$000s) | | | |
|--|--------|--------------------------|--------|
| Appropriation FY 22 Request | 2,969 | Year First Appropriation | FY93 |
| Cumulative Appropriation | 60,133 | Last FY's Cost Estimate | 81,646 |
| Expenditure / Encumbrances | 57,284 | | |
| Unencumbered Balance | 2,849 | | |

PROJECT DESCRIPTION

This project provides funding for a comprehensive lifecycle renewal and replacement program to protect the investment in College facilities and equipment and to meet current safety and environmental requirements. Funding also provides for project management contract services. This collegewide project is targeted at deteriorating facilities and deferred maintenance of major building systems. This project includes: (1) HVAC system renovation/replacement; (2) major mechanical/plumbing equipment renovation/replacement; (3) interior and exterior lighting system renovation/replacements; (4) electrical service/switchgear renovation/replacement; (5) building structural and exterior envelope refurbishment; (6) asbestos removals not tied to building renovations; (7) major carpet replacement; (8) underground petroleum tank upgrades; and (9) site utility, and site infrastructure replacement/ improvements. Note: The Life Safety Systems project, (CIP No. P046601), has been merged into this project. This project also provides design and construction funding for the correction of life safety and fire code deficiencies identified in the Collegewide Facilities Condition Audit. The scope of this project includes the installation and/or replacement of fire alarm systems, fire sprinkler systems, smoke control systems, emergency power systems, emergency lighting systems, public address systems, and similar equipment and operations.

LOCATION

Collegewide

COST CHANGE

Costs increase to restore some reductions from the FY19-24 biennial CIP and the addition of FY25 and FY26.

PROJECT JUSTIFICATION

In November 2007 (December 2013 update), the College updated a comprehensive building system/equipment assessment, including site utilities and improvements, that identified deficiencies, prioritized replacements and upgrades, and provided the framework for implementing a systematic capital renewal program to complement on-going preventive maintenance efforts. The College continues to have a significant backlog of major building systems and equipment renovations and/or replacements due to the age of the Campuses and deferral of major equipment replacement. Key components of the HVAC, mechanical and electrical systems are outdated, energy inefficient, and costly to continue to repair. The renovation and/or replacement of major building systems, building components and equipment, and site improvements will significantly extend the useful life of the College's buildings and correct safety and environmental problems. The Collegewide Facilities Condition Assessment Update (12/13) identified a \$152 million deferred maintenance backlog for the three campuses. If additional financial resources are not directed at this problem, facilities will continue to deteriorate leading to higher cost renovations or building replacements. The Collegewide Facilities Condition Audit identified various life safety concerns on all three campuses. This project allows the College to address the concerns, replacing and/or installing appropriate life safety or fire code measures, and ensuring compliance with applicable life safety, fire, and building codes. Other relevant plans and studies include the Montgomery College 2025 Strategic Plan, Collegewide Facilities Master Plan Update (6/18), and the County Council Report of the Infrastructure Maintenance Task Force (3/16).

OTHER

FY21 Appropriation: \$2,500,000 (G.O. Bonds). FY22 Appropriation: \$2,969,000 (G.O. Bonds). The following fund transfers have been made from this project: \$47,685 to Takoma Park Child Care Center (CIP No. P946657) (BOT Resol. #93-106, #94-26 & #941-28); \$185,000 to Rockville Surge Building (CIP No. P966665) (BOT Resol. #11-2291 - 1/21/97); \$7,000 to Planning, Design & Construction (CIP No. P906605) (BOT Resol. #01-153); \$91,175 to the Art

Building Renovation Project (CIP No. P906608) (BOT Resol. # 06-09-106 - 9/18/06); \$250,000 to the Takoma Park Expansion Project (CIP No. P996662) (BOT Resol. #07-01-005 - 1/16/07); and \$1,400,000 to the Roof Replacement Project (#P876664)(BOT Resol. #19-041,05/13/19). The following fund transfers have been made into this project: \$15,000 from Central Plant Distribution System (CIP No. P886676) (BOT Resol. #98-82 - 6/15/98), \$25,000 from Clean Air Act (CIP No. P956643) (BOT Resol. # 98-82 - 6/15/98), \$24,000 from the Rockville Campus Science Center Project (CIP No. P036600) (BOT Resol. # 15-03-025 - 03/23/15); and \$1,861,000 in G.O. Bonds from Science West Building Renovation (#P076622). Beginning in FY98, the portion of this project funded by County Current Revenues migrated to the College's Operating Budget. Reflecting the migration of this portion of the project, the College's Operating Budget includes funds for this effort. The following fund transfer has been made from this project: \$67,000 to the Commons Building Renovation Project (CIP No. P056601) (BOT Resolution #10-08-057, 07/31/10). In FY19, \$1,861,000 in G.O. Bonds were transferred from the Science West Building Renovation project (#P076622). In FY20, \$31,000 was transferred from the Macklin Towers Alteration project (P036603) to the Planned Lifecycle Asset Replacement project (BOT Resol.# 20-06-065, 6/22/20).

DISCLOSURES

Expenditures will continue indefinitely.

COORDINATION

This project is coordinated with Utility Master Plans and building renovations on the Rockville, Germantown, and Takoma Park/Silver Spring Campuses; and the following projects:, Capital Renewal: College (CIP No. P096600), Elevator Modernization: College (CIP No. P046600), Energy Conservation: College (CIP No. P816611), Facility Planning: College (CIP No. P886686), Macklin Tower Alterations (CIP No. P036603), Roof Replacement: College (CIP No. P876664), Computer Science Alterations (CIP No. P046602).

Planning, Design and Construction

(P906605)

| | | | |
|---------------|--------------------|----------------------|--------------------|
| Category | Montgomery College | Date Last Modified | 03/30/20 |
| SubCategory | Higher Education | Administering Agency | Montgomery College |
| Planning Area | Countywide | Status | Ongoing |

| | Total | Thru FY20 | Rem FY20 | Total 6 Years | FY 21 | FY 22 | FY 23 | FY 24 | FY 25 | FY 26 | Beyond 6 Years |
|--------------------------------------|---------------|---------------|----------|---------------|--------------|--------------|--------------|--------------|--------------|--------------|----------------|
| EXPENDITURE SCHEDULE (\$000s) | | | | | | | | | | | |
| Planning, Design and Supervision | 33,061 | 24,481 | - | 8,580 | 1,380 | 1,380 | 1,430 | 1,530 | 1,430 | 1,430 | - |
| Construction | 10,139 | 7,319 | - | 2,820 | 470 | 470 | 470 | 470 | 470 | 470 | - |
| TOTAL EXPENDITURES | 43,200 | 31,800 | - | 11,400 | 1,850 | 1,850 | 1,900 | 2,000 | 1,900 | 1,900 | - |

| FUNDING SCHEDULE (\$000s) | | | | | | | | | | | |
|----------------------------------|---------------|---------------|--------------|---------------|--------------|--------------|--------------|--------------|--------------|--------------|----------|
| Current Revenue: General | 20,926 | 15,380 | 1,178 | 4,368 | 678 | 678 | 728 | 828 | 728 | 728 | - |
| G.O. Bonds | 22,274 | 13,663 | 1,579 | 7,032 | 1,172 | 1,172 | 1,172 | 1,172 | 1,172 | 1,172 | - |
| TOTAL FUNDING SOURCES | 43,200 | 29,043 | 2,757 | 11,400 | 1,850 | 1,850 | 1,900 | 2,000 | 1,900 | 1,900 | - |

| OPERATING BUDGET IMPACT (\$000s) | | | | | | | | | | | |
|---|--|--|--|--|----|----|----|----|----|----|--|
| FULL TIME EQUIVALENT (FTE) | | | | | 16 | 16 | 16 | 16 | 16 | 16 | |

| APPROPRIATION AND EXPENDITURE DATA (\$000s) | | | |
|--|--------|--------------------------|--------|
| Appropriation FY 22 Request | 1,850 | Year First Appropriation | FY90 |
| Cumulative Appropriation | 33,650 | Last FY's Cost Estimate | 43,200 |
| Expenditure / Encumbrances | - | | |
| Unencumbered Balance | 33,650 | | |

PROJECT DESCRIPTION

This project provides for sixteen full time positions in the Division of Facilities and Security Office. These positions plan, design, manage and implement the College's capital program which extends beyond the current six years. These sixteen positions are broken down into 3 categories: Project Management Staff; Design Staff; and Construction Staff. The positions categorized as Project Management Staff are Project Managers (7), and Project Support Staff (1). The Project Managers are responsible for budget development, program planning, and project management through to completion. The Project Support Staff supports the goals of the Project Managers. The positions categorized as Design Staff are Architect (2), Engineer (1), GIS Coordinator (1), and Architectural Drafter/Designer (1). The final category is Construction Staff, which consists of a Construction Services Supervisor (1), and Construction Trades Workers (2), who are responsible for completing small, in-house construction projects.

COST CHANGE

Costs increase in FY23 and FY24 to account for salary adjustments, to increase spending closer to the actual cost of salaries funded through the program, and the addition of FY25 and FY26.

PROJECT JUSTIFICATION

The above staff supports the increased work load associated with the College's CIP and complements the existing staff expertise. The College's CIP has increased substantially since the mid-1980s and the then existing staff could no longer support the additional projects.

OTHER

FY21 Appropriation: \$1,850,000; \$1,172,000 (G.O. Bonds) and \$678,000 (Current Revenue: General). FY22 Appropriation: \$1,850,000; \$1,172,000 (G.O. Bonds) and \$678,000 (Current Revenue: General). The following fund transfers have been made from this project: \$111,000 to Information Technology (#P856509) (BOT Resol. #91-56; \$400,000 to the Takoma Park Expansion project (#996662) (BOT Resol. #07-01-005, 1/16/07). The following fund transfer has been made into this project: \$28,000 (\$7,000 each) from ADA Compliance (#P936660), Energy Conservation (#P816611), Facility Planning (#P886686), PLAR (#P926659) (BOT Resol. #01-153), and \$150,000 from the Takoma Park Campus Expansion (#P996662) (BOT Resol.#11-06-078, 06-20-11), \$700,000 from the Bioscience Education Center project (#P056603) (BOT Resol. #16-04-051, 4/18/16). In addition, \$280,000 in G.O. Bonds was reallocated from the Science West Building Renovation project (#P076622) by Council action in FY19. During FY87-89, certain personnel costs were charged to individual capital projects. As some staff work is required on every capital project, separately identifying staff funding is an efficient and cost effective method of management for the College and provides a clear presentation of staff costs.

DISCLOSURES

Expenditures will continue indefinitely.

Roof Replacement: College

(P876664)

| | | | |
|---------------|--------------------|----------------------|--------------------|
| Category | Montgomery College | Date Last Modified | 09/13/20 |
| SubCategory | Higher Education | Administering Agency | Montgomery College |
| Planning Area | Countywide | Status | Ongoing |

| | Total | Thru FY20 | Rem FY20 | Total 6 Years | FY 21 | FY 22 | FY 23 | FY 24 | FY 25 | FY 26 | Beyond 6 Years |
|--------------------------------------|---------------|---------------|------------|---------------|------------|------------|------------|--------------|--------------|------------|----------------|
| EXPENDITURE SCHEDULE (\$000s) | | | | | | | | | | | |
| Planning, Design and Supervision | 1,907 | 1,061 | 246 | 600 | 100 | 100 | 100 | 100 | 100 | 100 | - |
| Construction | 16,924 | 9,872 | 536 | 6,516 | 250 | 200 | 400 | 2,862 | 1,940 | 864 | - |
| TOTAL EXPENDITURES | 18,831 | 10,933 | 782 | 7,116 | 350 | 300 | 500 | 2,962 | 2,040 | 964 | - |

| FUNDING SCHEDULE (\$000s) | | | | | | | | | | | |
|----------------------------------|---------------|---------------|------------|--------------|------------|------------|------------|--------------|--------------|------------|----------|
| Current Revenue: General | 1,248 | 1,248 | - | - | - | - | - | - | - | - | - |
| G.O. Bonds | 16,380 | 8,482 | 782 | 7,116 | 350 | 300 | 500 | 2,962 | 2,040 | 964 | - |
| State Aid | 1,203 | 1,203 | - | - | - | - | - | - | - | - | - |
| TOTAL FUNDING SOURCES | 18,831 | 10,933 | 782 | 7,116 | 350 | 300 | 500 | 2,962 | 2,040 | 964 | - |

| APPROPRIATION AND EXPENDITURE DATA (\$000s) | | | |
|--|--------|--------------------------|--------|
| Appropriation FY 22 Request | 300 | Year First Appropriation | FY87 |
| Cumulative Appropriation | 12,065 | Last FY's Cost Estimate | 18,831 |
| Expenditure / Encumbrances | 10,958 | | |
| Unencumbered Balance | 1,107 | | |

PROJECT DESCRIPTION

This project provides for the replacement/major repair of roofs and entrance canopies on buildings at all three campuses, including the addition of roof insulation as part of the replacement work. Project costs are based on comprehensive roof surveys of all College buildings completed in 2008. An update to this survey was completed in FY18.

LOCATION

Collegewide

COST CHANGE

Increase is due to a recent roof condition survey showing an increased need for funding.

PROJECT JUSTIFICATION

The College has implemented a roof replacement/renovation program to respond to the aging of building roofs. The program provides for the periodic evaluation of roofs on a four year cycle. The current roof replacement/major repair schedule delineates specific building projects. Roofs requiring major renovation are generally ten years or older in age. In the initial replacement cycle, approximately 33% of the construction cost is for the addition of roof insulation on each building. Added insulation results in an average five year payback due to reduced energy costs and lower replacement costs of mechanical equipment retrofits in building renovations. This project is coordinated with the College's building renovation program and with the replacement of major roof-top building equipment. Related studies include the Montgomery College 2020 Strategic Plan, Collegewide Roof Surveys Update (2018), a Collegewide Facilities Condition Assessment Update (12/13) and the Collegewide Master Plan 2013-2023 (2/16).

OTHER

FY21 Appropriation: \$350,000 (G.O. Bonds). FY22 Appropriation: \$300,000 (G.O. Bonds). By County Council Resolution #12-663, the cumulative project appropriation was reduced by \$65,000 in FY92. In addition, the State share was reduced by \$65,000 in FY92. FY87-FY91, and FY93 project funding was 100% current revenue. FY92 funding was current revenue and State aid. No appropriations were made to this project in FY94 and FY95. In FY96, funding was changed to G.O Bonds and State aid. State aid applies only to roof replacement design and construction. Roof surveys are 100% County G.O. Bond funded. In FY19, \$813,000 in G.O. Bonds was reallocated from the Bioscience Education Center project (#P056603) and \$937,000 in G.O. Bonds were reallocated from the Science West Building Renovation project (#P076622). In FY19, \$813,000 in G.O. Bonds reallocated from the Germantown Bioscience Education Center project (#P056603) and \$937,000 reallocated from Science West Building Renovation (#P076622). The following fund transfer has been made into this project: \$1,400,000 from the Planned Asset Replacement project (#P926659)(BOT Res. #19-05-041,5/13/19).

DISCLOSURES

Expenditures will continue indefinitely. Montgomery College asserts that this project conforms to the requirement of relevant local plans, as required by the Maryland Economic Growth, Resource Protection and Planning Act.

COORDINATION

Energy Conservation (CIP No. P816611), Planned Lifecycle Asset Replacement: College (CIP No. P926659), FY19-FY20 -- Rockville Physical Education Center, and Germantown Student Affairs and Science Building.

Site Improvements: College (P076601)

| | | | |
|---------------|--------------------|----------------------|--------------------|
| Category | Montgomery College | Date Last Modified | 09/13/20 |
| SubCategory | Higher Education | Administering Agency | Montgomery College |
| Planning Area | Countywide | Status | Ongoing |

| | Total | Thru FY20 | Rem FY20 | Total 6 Years | FY 21 | FY 22 | FY 23 | FY 24 | FY 25 | FY 26 | Beyond 6 Years |
|--------------------------------------|---------------|---------------|-----------|---------------|------------|------------|------------|------------|------------|------------|----------------|
| EXPENDITURE SCHEDULE (\$000s) | | | | | | | | | | | |
| Planning, Design and Supervision | 3,514 | 2,588 | 26 | 900 | 200 | 140 | 140 | 140 | 140 | 140 | - |
| Site Improvements and Utilities | 16,230 | 13,010 | - | 3,220 | 420 | 480 | 480 | 680 | 580 | 580 | - |
| Construction | 2,890 | 2,387 | 23 | 480 | 80 | 80 | 80 | 80 | 80 | 80 | - |
| TOTAL EXPENDITURES | 22,634 | 17,985 | 49 | 4,600 | 700 | 700 | 700 | 900 | 800 | 800 | - |

| FUNDING SCHEDULE (\$000s) | | | | | | | | | | | |
|----------------------------------|---------------|---------------|-----------|--------------|------------|------------|------------|------------|------------|------------|----------|
| Current Revenue: General | 1,000 | 1,000 | - | - | - | - | - | - | - | - | - |
| G.O. Bonds | 21,634 | 16,985 | 49 | 4,600 | 700 | 700 | 700 | 900 | 800 | 800 | - |
| TOTAL FUNDING SOURCES | 22,634 | 17,985 | 49 | 4,600 | 700 | 700 | 700 | 900 | 800 | 800 | - |

| APPROPRIATION AND EXPENDITURE DATA (\$000s) | | | |
|--|--------|--------------------------|--------|
| Appropriation FY 22 Request | 700 | Year First Appropriation | FY07 |
| Cumulative Appropriation | 18,734 | Last FY's Cost Estimate | 22,634 |
| Expenditure / Encumbrances | 18,034 | | |
| Unencumbered Balance | 700 | | |

PROJECT DESCRIPTION

This project funds the repair, maintenance and improvements of the College's site infrastructure. This may include, but is not limited to: roadways, parking lots, walkways, site lighting, external site signage and site communications infrastructure. The Stormwater Management project, #076602, was added to the scope of this project in FY2009. This project also provides for the rehabilitation and structural maintenance of storm water management facilities on the College's campuses. This includes, but is not limited to: dam or spillway repairs, pond dredging, storm drain system repairs/replacement, and storm water management studies to determine best practice solutions. This project also funds the repair, maintenance and improvement of the College's outdoor athletic facilities. This may include, but is not limited to: athletic field lighting, reconfiguration and upgrade; the repair/replacement of bleachers; turf renovation including regrading, sodding and irrigation/drainage management; repair/replacement of running tracks and tennis courts; and the repair/replacement of backstops, player protection fencing and benches. ** Note: In FY11, the Outdoor Athletics Facilities: College project (CIP No. 076600) was merged into this project.

LOCATION

Collegewide

COST CHANGE

Cost increase due to the addition of FY25 and FY26 as well as expected inflation increases in FY24 through FY26.

PROJECT JUSTIFICATION

In December 2004, the County Council initiated an Infrastructure Maintenance Task Force which gathered information on the maintenance needs of County agencies. The first objective was to identify the direst needs of agencies for additional funding; while the long-term goal was to initiate an ongoing, regular process to update and improve the inventory and analysis of infrastructure maintenance needs. As the College had already completed a facilities assessment, adequate information was available for buildings and a process was already underway to address these needs. However, less attention had been given to site issues. An outcome of this task force was to create projects to address these site needs. Related studies include the Montgomery College 2020 Strategic Plan, Collegewide Facilities Condition Assessment Update (12/13), the Collegewide Master Plan 2013-2023 (2/16), and the County Council Report of the Infrastructure Maintenance Task Force (3/16).

OTHER

FY21 Appropriation: \$700,000 (G.O. Bonds). FY22 Appropriation: \$700,000 (G.O. Bonds). The following fund transfer has been made to this project: \$1,400,000 from the Science East Building renovation (P076623)(BOT Resol. #: 15-09-77, 9/21/15).

DISCLOSURES

Expenditures will continue indefinitely.

COORDINATION

This project is coordinated with Utility Master Plans and building renovations on the Rockville, Germantown, and Takoma Park Silver Spring Campuses.,

Student Learning Support Systems (P076617)

| | | | |
|---------------|--------------------|----------------------|--------------------|
| Category | Montgomery College | Date Last Modified | 09/13/20 |
| SubCategory | Higher Education | Administering Agency | Montgomery College |
| Planning Area | Countywide | Status | Ongoing |

| | Total | Thru FY20 | Rem FY20 | Total 6 Years | FY 21 | FY 22 | FY 23 | FY 24 | FY 25 | FY 26 | Beyond 6 Years |
|--------------------------------------|---------------|---------------|--------------|---------------|------------|--------------|--------------|--------------|--------------|--------------|----------------|
| EXPENDITURE SCHEDULE (\$000s) | | | | | | | | | | | |
| Planning, Design and Supervision | 7,136 | 3,941 | 795 | 2,400 | 400 | 400 | 400 | 400 | 400 | 400 | - |
| Other | 16,884 | 9,503 | 1,381 | 6,000 | 500 | 900 | 1,300 | 1,300 | 1,000 | 1,000 | - |
| TOTAL EXPENDITURES | 24,020 | 13,444 | 2,176 | 8,400 | 900 | 1,300 | 1,700 | 1,700 | 1,400 | 1,400 | - |

| FUNDING SCHEDULE (\$000s) | | | | | | | | | | | |
|----------------------------------|---------------|---------------|--------------|--------------|------------|--------------|--------------|--------------|--------------|--------------|----------|
| Current Revenue: General | 23,658 | 13,082 | 2,176 | 8,400 | 900 | 1,300 | 1,700 | 1,700 | 1,400 | 1,400 | - |
| Recordation Tax | 362 | 362 | - | - | - | - | - | - | - | - | - |
| TOTAL FUNDING SOURCES | 24,020 | 13,444 | 2,176 | 8,400 | 900 | 1,300 | 1,700 | 1,700 | 1,400 | 1,400 | - |

| OPERATING BUDGET IMPACT (\$000s) | | | | | | | | | | | |
|---|--|--|--|--|---|---|---|---|---|---|--|
| FULL TIME EQUIVALENT (FTE) | | | | | 4 | 4 | 4 | 4 | 4 | 4 | |

| APPROPRIATION AND EXPENDITURE DATA (\$000s) | | | |
|--|--------|--------------------------|--------|
| Appropriation FY 22 Request | 1,300 | Year First Appropriation | FY07 |
| Cumulative Appropriation | 16,520 | Last FY's Cost Estimate | 24,020 |
| Expenditure / Encumbrances | 15,773 | | |
| Unencumbered Balance | 747 | | |

PROJECT DESCRIPTION

This project includes the installation, upgrading, and replacement of technology systems used to support teaching, learning and advising, to assess student outcomes, and to improve the effectiveness of College services to students. This includes technology to support students with disabilities, technology-based communication and collaboration systems, systems to provide students with access to electronic course materials, library resources, and other applications used by and for students and faculty, including both hardware, software and cloud services. The project funds four technical project and planning analyst positions to manage and support multiple academic support systems.

LOCATION

Collegewide

COST CHANGE

Costs increase due to the addition of FY25 to FY26.

PROJECT JUSTIFICATION

It is essential that appropriate systems are in place to enhance learning as well as collaboration and communication. Increased attention to student retention and success has created a growing need to assess the effectiveness of the services and support provided to students and the impact on student success. Leveraging technology is fundamental to enabling student success. State-of-the-market hardware and software capabilities and cloud services are required to attract and serve students, faculty and staff, as well as to serve the business community by upgrading work force technology skills and providing a base for continued economic development in the county. Information technology directly enables the College's mission and is used to facilitate student success; to effectively and efficiently operate the College; and to support the College's growth, development, and community initiatives.

OTHER

FY21 Appropriation: \$900,000 (Current Revenue: General). FY22 Appropriation: \$1,300,000 (Current Revenue: General). The following fund reductions/transfers have occurred with this project: By County Council Resolution No. 16-1261, the cumulative appropriation was reduced by \$1,000,000 (Current Revenue: General) as part of the FY10 savings plan; and \$300,000 was transferred from the Information Technology project (#P856509) to this project in FY11. FY19 reduction of \$400,000 due to County affordability constraints.

DISCLOSURES

Expenditures will continue indefinitely.

COORDINATION

MC2025 Strategic Plan, Academic Master Plan 2016-2021, Collegewide Facilities Master Plan Update (6/18), Information Technology Master Plan, Student Affairs

Master Plan 2018-2021, and campus building renovation projects. Expenditures are made in alignment with the priorities and guidelines establish by these documents.

**SPACE SUMMARY
GERMANTOWN CAMPUS
FALL 2019**

| | |
|---|-------------------|
| Acres (Includes 20271 Goldenrod Lane Property) | 228.7 |
| Owned Buildings | 11 |
| Leased Buildings | 0 |
| Gross Square Feet (GSF) | 479,717.00 |
| Net Assignable Square Feet (NASF) | 323,475.57 |

Existing Buildings

| Bldg Code | Building Name | Year Constructed | Year Renovated | GSF | NASF |
|------------------|---|-------------------------|-----------------------|------------|-------------|
| BS | BASEBALL SHED | 1991 | | 210.00 | 170.00 |
| BE | BIOSCIENCE EDUCATION CENTER | 2014 | | 139,985.00 | 78,499.00 |
| CG | CHILD CARE CENTER | 2012 | | 5,535.00 | 3,565.02 |
| GN | GREENHOUSE | 2012 | | 4,562.00 | 4,283.00 |
| GS | GROUNDS AND AUTO STORAGE | 1983 | | 7,201.00 | 6,976.93 |
| HT | HIGH TECHNOLOGY AND SCIENCE CENTER | 1995 | | 75,542.00 | 42,506.00 |
| HS | HUMANITIES AND SOCIAL SCIENCES BUILDING | 1978 | | 75,700.00 | 50,435.00 |
| PK | PAUL PECK BUILDING ACADEMIC AND INNOVATION BUILDING | 1985 | 2008 | 68,826.00 | 52,533.67 |
| PG | PHYSICAL EDUCATION BUILDING | 1980 | | 36,770.00 | 29,209.00 |
| SA | STUDENT AFFAIRS AND SCIENCE | 1978 | 2019 | 65,146.00 | 55,097.00 |
| TS | TENNIS STORAGE SHED | 1991 | | 240.00 | 200.95 |

Projected Buildings

| Bldg Code | Building Name | Year Constructed | Year Renovated | GSF | NASF |
|------------------|-------------------------|-------------------------|-----------------------|------------|-------------|
| SD | STUDENT SERVICES CENTER | | | 120,400.00 | 0.00 |

Germantown Science & Applied Studies Phase 1-Renov (P136600)

| | | | |
|---------------|-------------------------|----------------------|--------------------|
| Category | Montgomery College | Date Last Modified | 09/13/20 |
| SubCategory | Higher Education | Administering Agency | Montgomery College |
| Planning Area | Germantown and Vicinity | Status | Under Construction |

| | Total | Thru FY20 | Rem FY20 | Total 6 Years | FY 21 | FY 22 | FY 23 | FY 24 | FY 25 | FY 26 | Beyond 6 Years |
|--------------------------------------|---------------|---------------|--------------|---------------|-----------|-----------|----------|----------|----------|----------|----------------|
| EXPENDITURE SCHEDULE (\$000s) | | | | | | | | | | | |
| Planning, Design and Supervision | 4,509 | 4,303 | 206 | - | - | - | - | - | - | - | - |
| Construction | 33,482 | 32,855 | 627 | - | - | - | - | - | - | - | - |
| Other | 3,076 | 2,077 | 979 | 20 | 10 | 10 | - | - | - | - | - |
| TOTAL EXPENDITURES | 41,067 | 39,235 | 1,812 | 20 | 10 | 10 | - | - | - | - | - |

| FUNDING SCHEDULE (\$000s) | | | | | | | | | | | |
|----------------------------------|---------------|---------------|--------------|-----------|-----------|-----------|----------|----------|----------|----------|----------|
| G.O. Bonds | 21,144 | 20,228 | 906 | 10 | 5 | 5 | - | - | - | - | - |
| State Aid | 19,923 | 19,007 | 906 | 10 | 5 | 5 | - | - | - | - | - |
| TOTAL FUNDING SOURCES | 41,067 | 39,235 | 1,812 | 20 | 10 | 10 | - | - | - | - | - |

| APPROPRIATION AND EXPENDITURE DATA (\$000s) | | | |
|--|--------|--------------------------|--------|
| Appropriation FY 22 Request | - | Year First Appropriation | FY13 |
| Cumulative Appropriation | 41,067 | Last FY's Cost Estimate | 41,067 |
| Expenditure / Encumbrances | - | | |
| Unencumbered Balance | 41,067 | | |

PROJECT DESCRIPTION

This project provides for the realignment/renovation of space in the Science and Applied Studies building (65,015 GSF) on the Germantown Campus in accordance with the College's Facilities Master Plan and the building educational space specifications. The renovated building will house open class labs, classrooms, offices and support space related to the physics, engineering, and mathematics departments. The Science and Applied Studies Renovation will occur in two phases. The first phase involves the renovation of the second floor, and a 29,330 GSF building addition, to support the Physics, Engineering, and Mathematics disciplines. There will be vacant space in a portion of the building when various departments move to the Bioscience Education Center, which makes it necessary to renovate this building to support new disciplines. The current building layout is inappropriate for the Physics, Engineering, and Mathematics departments, which makes it necessary to renovate laboratory spaces, classrooms, and faculty and staff offices. This building also has outdated laboratory equipment, which does not properly support the new functions, and technological changes in teaching methods. Programmatic changes are necessary to prepare this building for these uses. The second phase of this project will deal with the renovation of the first floor. Overall growth at the Germantown Campus in combination with the transition to lab instruction for mathematics and engineering expansion has created the demand for additional academic space. Renovation for these disciplines co-locates them near the Bioscience Education Center, creating good programmatic synergy on the campus. Renovation of this facility is contingent on completion of the Bioscience Education Center. Based on student interest, enrollment trends, existing and projected County and State workforce needs, and the teaching and learning strategies, including the final report of the Governor's Science Technology Engineering Mathematics Task Force, Investing in STEM to Secure Maryland's Future, the Germantown Campus will be well positioned to meet the needs of its students and the region. Design funding for this project was appropriated in FY13, and construction funding was appropriated in FY16. During FY18, this building was renamed to the Student Affairs and Science Building.

LOCATION

Germantown Campus

ESTIMATED SCHEDULE

Project construction was scheduled to be completed in the winter of 2019.

COST CHANGE

Expenditures adjusted as the project nears completion.

PROJECT JUSTIFICATION

Under the application of the State space guidelines, the enrollment growth on the Germantown Campus has resulted in a significant instructional space deficit. The Germantown Campus has a 2028 projected instructional space deficit of 69,081 NASF and a total space deficit anticipated to be 149,079 NASF. In addition, this project will position the College to address workforce shortages in the Science, Technology, Engineering, and Mathematics fields. This project will impact local and Maryland workforce shortages through educating students to fill technical jobs. Relevant studies include the Montgomery College 2025 Strategic Plan, Collegewide Facilities Master Plan Update (6/18), the Renovation/Addition to Sciences & Applied Studies Building at Montgomery College Germantown Campus, Part 1, Part 2 (3/11), and the Collegewide Facilities Master Plan Update (6/18).

OTHER

Funding Sources: G.O. Bonds and State Aid. Project expenditures assume that a portion of Information Technology (IT) equipment costs may be funded through the Information Technology (No. P856509) project. The construction costs in the expenditure schedule (\$30,840,000) include: site improvement costs (\$2,390,000), building construction costs (\$28,450,000). The building construction cost per gross square foot equals \$438 (\$28,450,000/65,015). The following fund transfer has been made to this project: \$115,000 from the Computer Science Alterations project (P046602) (BOT Resol.#17-11-121 ,11/13/17). The FY19 budget reallocates \$76,000 (G.O.bonds) from the Computer Science Alterations project (P046602) and adds \$191,000 in State matching funds to cover additional costs associated with unforeseen conditions. (The College's Board of Trustees previously transferred \$115,000 in G.O. Bonds from Computer Science Alterations to this project [BOT Resol.#17-11-121, 11/13/17], making the total shift from Computer Science Alterations \$191,000 in County G.O. Bonds.)

DISCLOSURES

A pedestrian impact analysis has been completed for this project. Montgomery College asserts that this project conforms to the requirement of relevant local plans, as required by the Maryland Economic Growth, Resource Protection and Planning Act.

COORDINATION

Facility Planning: College (No. P886686), Bioscience Education Center (No. P056603), Energy Conservation: College (No. P816611), and PLAR: College (No. P926659)

Germantown Student Affairs & Science Building Phase 2- Addition (P662102)

| | | | |
|---------------|-------------------------|----------------------|--------------------------|
| Category | Montgomery College | Date Last Modified | 05/15/20 |
| SubCategory | Higher Education | Administering Agency | Montgomery College |
| Planning Area | Germantown and Vicinity | Status | Preliminary Design Stage |

| Total | Thru FY20 | Rem FY20 | Total 6 Years | FY 21 | FY 22 | FY 23 | FY 24 | FY 25 | FY 26 | Beyond 6 Years |
|-------|-----------|----------|---------------|-------|-------|-------|-------|-------|-------|----------------|
|-------|-----------|----------|---------------|-------|-------|-------|-------|-------|-------|----------------|

EXPENDITURE SCHEDULE (\$000s)

| | | | | | | | | | | |
|--------------------|---|---|---|---|---|---|---|---|---|---|
| TOTAL EXPENDITURES | - | - | - | - | - | - | - | - | - | - |
|--------------------|---|---|---|---|---|---|---|---|---|---|

FUNDING SCHEDULE (\$000s)

| | | | | | | | | | | |
|-----------------------|---|---|---|---|---|---|---|---|---|---|
| TOTAL FUNDING SOURCES | - | - | - | - | - | - | - | - | - | - |
|-----------------------|---|---|---|---|---|---|---|---|---|---|

APPROPRIATION AND EXPENDITURE DATA (\$000s)

| | | | |
|-----------------------------|---|--------------------------|---|
| Appropriation FY 22 Request | - | Year First Appropriation | |
| Cumulative Appropriation | - | Last FY's Cost Estimate | - |
| Expenditure / Encumbrances | - | | |
| Unencumbered Balance | - | | |

PROJECT DESCRIPTION

THIS PROJECT WAS NOT APPROVED FOR THE FY21-26 CIP. This project funds the demolition of the north side of the Student Affairs and Science Building, and will rebuild it from 2 stories to three stories, which will be a net gain of 18,000 gross square feet to the building. The existing first floor programmatic functions are devoted mostly to Student Services, which will move to the new Germantown Student Services Center. The building is currently undergoing a two phase renovation and addition to convert and reconfigure the building to house the Department of Physics, Engineering and Math along with the Math, Physics and Engineering Learning (MAPEL) Center. Overall growth at the Germantown Campus in combination with the transition to lab instruction for mathematics and engineering expansion has created the demand for additional academic space. Based on student interest, enrollment trends, existing and projected County and State workforce needs, and the teaching and learning strategies, including the final report of The Governor's Science Technology Engineering Mathematics Task Force, Investing in STEM to Secure Maryland's Future, the Germantown Campus will be well positioned to meet the needs of its students and the region.

LOCATION

Germantown Campus

PROJECT JUSTIFICATION

Under the application of the State space guidelines, the enrollment growth on the Germantown Campus has resulted in a significant instructional space deficit. The Germantown Campus has a 2028 projected instructional space deficit of 13,584 NASF and a total space deficit anticipated to be 149,079 NASF. In addition, this project will position the College to address workforce shortages in the Science, Technology, Engineering, and Mathematics fields. This project will impact local and Maryland workforce shortages through educating students to fill technical jobs. Relevant studies include the Montgomery College 2025 Strategic Plan, Collegewide Facilities Master Plan Update (6/18), and the Renovation/Addition to Sciences & Applied Studies Building at Montgomery College Germantown Campus, Part 1, Part 2 (3/11).

OTHER

FY21 Appropriation: 0. FY22 Appropriation:0.

DISCLOSURES

Montgomery College asserts that this project conforms to the requirement of relevant local plans, as required by the Maryland Economic Growth, Resource Protection and Planning Act.

COORDINATION

Facility Planning: College (No. P886686), Germantown Science & Applied Studies Phase 1- Renov. (No. P136600), Energy Conservation: College (No. P816611), PLAR: College (No. P926659)

Germantown Student Services Center

(P076612)

| | | | |
|---------------|-------------------------|----------------------|--------------------|
| Category | Montgomery College | Date Last Modified | 09/14/20 |
| SubCategory | Higher Education | Administering Agency | Montgomery College |
| Planning Area | Germantown and Vicinity | Status | Planning Stage |

| | Total | Thru FY20 | Rem FY20 | Total 6 Years | FY 21 | FY 22 | FY 23 | FY 24 | FY 25 | FY 26 | Beyond 6 Years |
|--------------------------------------|----------------|-----------|----------|---------------|----------|----------|----------|---------------|----------|---------------|----------------|
| EXPENDITURE SCHEDULE (\$000s) | | | | | | | | | | | |
| Planning, Design and Supervision | 9,692 | - | - | 9,692 | - | - | - | 9,692 | - | - | - |
| Construction | 96,928 | - | - | 17,786 | - | - | - | 650 | - | 17,136 | 79,142 |
| Other | 9,692 | - | - | - | - | - | - | - | - | - | 9,692 |
| TOTAL EXPENDITURES | 116,312 | - | - | 27,478 | - | - | - | 10,342 | - | 17,136 | 88,834 |

| FUNDING SCHEDULE (\$000s) | | | | | | | | | | | |
|----------------------------------|----------------|----------|----------|---------------|----------|----------|----------|---------------|----------|---------------|---------------|
| G.O. Bonds | 58,156 | - | - | 13,739 | - | - | - | 5,171 | - | 8,568 | 44,417 |
| State Aid | 58,156 | - | - | 13,739 | - | - | - | 5,171 | - | 8,568 | 44,417 |
| TOTAL FUNDING SOURCES | 116,312 | - | - | 27,478 | - | - | - | 10,342 | - | 17,136 | 88,834 |

| APPROPRIATION AND EXPENDITURE DATA (\$000s) | | | |
|--|---|--------------------------|--------|
| Appropriation FY 22 Request | - | Year First Appropriation | |
| Cumulative Appropriation | - | Last FY's Cost Estimate | 85,756 |
| Expenditure / Encumbrances | - | | |
| Unencumbered Balance | - | | |

PROJECT DESCRIPTION

This project provides funds for the design and construction of a new student services center (approximately 153,000 gross square feet) to support both study and student services as outlined in the Germantown Campus Facilities Master Plan, 2013-2023 (2/16). This project provides a comprehensive one-stop shop and brings together the bookstore and Mailroom from the Humanities and Social Sciences Building; Admissions, Student Life and Security from the Science and Applied Studies Building, creating much more space for study and student development. This building will also house the Provost's Office, as well as media and academic computing support functions. The scope of this project has changed to include a library, and bookstore.

LOCATION

Germantown Campus

COST CHANGE

This project has been deferred from FY23 to FY24. Costs increased due to the completion of a part 1/part 2 document, which revealed the need for extensive site work, and estimated a higher building cost.

PROJECT JUSTIFICATION

Supported in this facility are the media resources and academic computing functions, including the computer training lab. The advantage for students is the concentration of support resources in a single location. For the campus, space is made available in other buildings that will allow more growth in office and instructional space before another academic building is needed on campus. Under the application of State space guidelines, the enrollment growth on the Germantown campus has resulted in a significant space deficit. The Germantown campus has a fall 2018 space deficit of 69,081 NASF, and a 2028 projected space deficit of 69,081. Relevant studies include the Montgomery College 2025 Strategic Plan, and Collegewide Facilities Master Plan Update (6/18).

OTHER

FY21 Appropriation: \$0; FY22 Appropriation: \$0. The construction costs in the expenditure schedule (\$96,927,000) include: site improvement costs (\$11,333,000), building construction costs (\$85,594,000). The building construction cost per gross square foot equals \$557 (\$85,594,000/153,000).

DISCLOSURES

A pedestrian impact analysis has been completed for this project. Montgomery College asserts that this project conforms to the requirement of relevant local plans, as required by the Maryland Economic Growth, Resource Protection and Planning Act.

COORDINATION

Sciences and Applied Studies Building Alterations (CIP# P056605)

Student Affairs and Science Building Renovation- Phase 2 (CIP# P662102)

**SPACE SUMMARY
ROCKVILLE CAMPUS
FALL 2019**

Acres 84.6
Owned Buildings 22
Leased Buildings 0
Gross Square Feet (GSF) 1,301,220.20
Net Assignable Square Feet (NASF) 651,609.33

Existing Buildings

| Bldg Code | Building Name | Year Constructed | Year Renovated | GSF | NASF |
|------------------|---|-------------------------|-----------------------|------------|-------------|
| CC | CAMPUS CENTER | 1966 | 1969/2001P | 74,302.00 | 50,736.00 |
| CN | CANOE TRAILER SHED | 1990 | | 420.00 | 0.00 |
| CH | CHILD CARE CENTER | 1986 | | 2,498.00 | 2,350.00 |
| CS | COMPUTER SCIENCE | 1966 | 1971 | 20,862.00 | 14,581.00 |
| CB | COUNSELING AND ADVISING BUILDING | 1969 | 1988 | 17,696.00 | 9,902.00 |
| MT | GORDON AND MARILYN MACKLIN TOWER | 1971 | 2006 | 117,282.00 | 86,010.00 |
| GU | HOMER S. GUDELSKY INSTITUTE FOR TECHNICAL EDUCATION | 1992 | | 64,000.00 | 41,635.00 |
| HU | HUMANITIES BUILDING | 1966 | 1998 | 73,912.00 | 48,746.00 |
| TT | INTERIM TECHNICAL TRAINING CENTER | 1988 | 1992 | 9,360.00 | 7,871.00 |
| MS | MAINTENANCE SHOP | 1988 | | 4,720.00 | 4,220.00 |
| MK | MANNAKEE BUILDING | 1985 | | 42,102.00 | 33,650.00 |
| MU | MUSIC BUILDING | 1971 | 2001 | 21,050.00 | 10,527.00 |
| NG | NORTH GARAGE | 2017 | | 308,400.00 | 826.00 |
| AR | PAUL PECK ART BUILDING | 1971 | 2000 | 25,594.00 | 15,850.00 |
| PE | PHYSICAL EDUCATION CENTER | 1966 | 1972 | 84,949.00 | 62,444.00 |
| PA | ROBERT E. PARILLA PERFORMING ARTS CENTER | 1984 | | 28,000.00 | 16,492.00 |
| SC | SCIENCE CENTER | 2011 | 2014 | 204,277.20 | 118,019.33 |
| SW | SCIENCE CENTER WEST | 1971 | SPRING 2017 | 70,508.00 | 42,153.00 |
| SB | SOUTH CAMPUS INSTRUCTION BUILDING | 1996 | | 29,900.00 | 18,060.00 |
| RS | STUDENT SERVICES BUILDING | 1966 | | 10,448.00 | 7,374.00 |
| TC | TECHNICAL CENTER | 1966 | 1990 | 55,908.00 | 39,014.00 |
| TA | THEATRE ARTS BUILDING | 1966 | 1995 | 35,032.00 | 21,149.00 |

Projected Buildings

| Bldg Code | Building Name | Year Constructed | Year Renovated | GSF | NASF |
|------------------|---|-------------------------|-----------------------|------------|-------------|
| SV | LONG NGUYEN AND KIMMY DUONG STUDENT SERVICES CENTER | 2019 | | 129,344.00 | 0.00 |
| SF | SOCCER FIELD CONCESSION BUILDING | | | 2,675.04 | 0.00 |

Rockville Parking Garage (P136601)

| | | | |
|---------------|--------------------|----------------------|--------------------|
| Category | Montgomery College | Date Last Modified | 09/13/20 |
| SubCategory | Higher Education | Administering Agency | Montgomery College |
| Planning Area | Rockville | Status | Ongoing |

| | Total | Thru FY20 | Rem FY20 | Total 6 Years | FY 21 | FY 22 | FY 23 | FY 24 | FY 25 | FY 26 | Beyond 6 Years |
|--------------------------------------|---------------|---------------|------------|------------------|----------|----------|----------|----------|----------|----------|-------------------|
| EXPENDITURE SCHEDULE (\$000s) | | | | | | | | | | | |
| Planning, Design and Supervision | 2,800 | 2,584 | 216 | - | - | - | - | - | - | - | - |
| Construction | 25,840 | 25,337 | 503 | - | - | - | - | - | - | - | - |
| Other | 160 | 90 | 70 | - | - | - | - | - | - | - | - |
| TOTAL EXPENDITURES | 28,800 | 28,011 | 789 | - | - | - | - | - | - | - | - |

| FUNDING SCHEDULE (\$000s) | | | | | | | | | | | |
|----------------------------------|---------------|---------------|------------|----------|----------|----------|----------|----------|----------|----------|----------|
| G.O. Bonds | 15,550 | 15,541 | 9 | - | - | - | - | - | - | - | - |
| Revenue Authority | 13,250 | 12,470 | 780 | - | - | - | - | - | - | - | - |
| TOTAL FUNDING SOURCES | 28,800 | 28,011 | 789 | - | - | - | - | - | - | - | - |

| APPROPRIATION AND EXPENDITURE DATA (\$000s) | | | |
|--|--------|--------------------------|--------|
| Appropriation FY 22 Request | - | Year First Appropriation | FY15 |
| Cumulative Appropriation | 28,800 | Last FY's Cost Estimate | 28,800 |
| Expenditure / Encumbrances | 28,011 | | |
| Unencumbered Balance | 789 | | |

PROJECT DESCRIPTION

This project provides design and construction funding for a 922 space parking garage on the Rockville Campus. The proposed 7 level parking garage will be located north of the Physical Education Building, and will be built on 120 existing parking spaces for a net gain of 802 spaces. The exposed north and west walls will be screened with plantings or architectural elements, while the south side will be adjacent to the PE addition.

LOCATION

Rockville Campus

ESTIMATED SCHEDULE

Project construction was completed in January 2017.

PROJECT JUSTIFICATION

The Rockville Campus currently has 3,497 spaces but needs 5,639 spaces resulting in a deficit of 2,142 spaces (Fall 2014). This deficit is only expected to get worse within the next 10 years with an increase to 3,930 spaces. The parking deficit must be addressed, or this could adversely effect student enrollment at Montgomery College. Related studies include the Montgomery College 2020 Strategic Plan, Collegewide Master Plan 2013-2023 (2/16), and a Collegewide Parking Analysis Montgomery College Maryland, (Desman Associates, 3/06).

OTHER

Funding Sources: G.O. Bonds, and Revenue Authority. The Revenue Authority Bonds remaining will be refunded to debt service.

DISCLOSURES

A pedestrian impact analysis has been completed for this project.

COORDINATION

City of Rockville, Montgomery County Revenue Authority, Rockville Student Services Center (CIP #P076604)

Rockville Student Services Center

(P076604)

| | | | |
|---------------|--------------------|----------------------|--------------------|
| Category | Montgomery College | Date Last Modified | 09/13/20 |
| SubCategory | Higher Education | Administering Agency | Montgomery College |
| Planning Area | Rockville | Status | Under Construction |

| | Total | Thru FY20 | Rem FY20 | Total 6 Years | FY 21 | FY 22 | FY 23 | FY 24 | FY 25 | FY 26 | Beyond 6 Years |
|--------------------------------------|---------------|---------------|---------------|---------------|-----------|-----------|----------|----------|----------|----------|----------------|
| EXPENDITURE SCHEDULE (\$000s) | | | | | | | | | | | |
| Planning, Design and Supervision | 8,439 | 4,718 | 3,721 | - | - | - | - | - | - | - | - |
| Construction | 55,716 | 42,828 | 12,888 | - | - | - | - | - | - | - | - |
| Other | 9,405 | 302 | 9,083 | 20 | 10 | 10 | - | - | - | - | - |
| TOTAL EXPENDITURES | 73,560 | 47,848 | 25,692 | 20 | 10 | 10 | - | - | - | - | - |

| FUNDING SCHEDULE (\$000s) | | | | | | | | | | | |
|----------------------------------|---------------|---------------|---------------|-----------|-----------|-----------|----------|----------|----------|----------|----------|
| G.O. Bonds | 37,927 | 23,924 | 13,993 | 10 | 5 | 5 | - | - | - | - | - |
| State Aid | 35,633 | 23,924 | 11,699 | 10 | 5 | 5 | - | - | - | - | - |
| TOTAL FUNDING SOURCES | 73,560 | 47,848 | 25,692 | 20 | 10 | 10 | - | - | - | - | - |

| APPROPRIATION AND EXPENDITURE DATA (\$000s) | | | |
|--|--------|--------------------------|--------|
| Appropriation FY 22 Request | - | Year First Appropriation | FY13 |
| Cumulative Appropriation | 73,560 | Last FY's Cost Estimate | 73,560 |
| Expenditure / Encumbrances | 63,952 | | |
| Unencumbered Balance | 9,608 | | |

PROJECT DESCRIPTION

This project provides funds for the construction of a new student services center (129,367 gross square feet) to support student administrative services as outlined in the Rockville Campus Facilities Master Plan, 2013-2023 (2/16). This project brings together student and administrative services to support the concept of one stop shopping services for students. Specifically, it will include the following campus related functions and activities: Admissions and Registration, Financial Aid, Cashier, Dean of Student Development, Career Transfer Center, Assessment, Counseling, Disabled Student Services (DSS), and Trio program plus support services such as a training facility, storage, resource library and waiting areas. In addition, this building will house the Office of Safety and Security and a new parking department. This project also includes funding for a central plant located in the Student Services Center and funding for a road extension/site improvements related to the building.

LOCATION

Rockville Campus

ESTIMATED SCHEDULE

Project construction is scheduled to be completed summer 2020.

COST CHANGE

Spending adjusted as project concludes.

PROJECT JUSTIFICATION

Currently, these intake functions are fragmented and are insufficiently accommodated: Student Development is located in the Counseling & Advising Building; the assessment program is located in Campus Center; Admissions, Registration and Financial Aid are located in the Student Services Building. Bringing these functions under one roof will be of great benefit to students by increasing the efficiency of the intake operations. Relevant studies include the Montgomery College 2025 Strategic Plan, Collegewide Facilities Condition Assessment (12/13), the Collegewide Facilities Master Plan Update (6/18), and the Rockville Student Services Center Part 1/Part 2 (5/11).

OTHER

Funding Sources: G.O. Bonds, and State Aid. Relocation costs and design fees above approximately 7% of estimated construction costs may not be eligible for State reimbursement. The construction costs in the expenditure schedule (\$53,712,000) include: site improvement costs (\$9,553,000), building construction costs (\$44,159,000). The building construction cost per gross square foot equals \$341 (\$44,159,000/129,367).

DISCLOSURES

A pedestrian impact analysis will be performed during design or is in progress. Montgomery College asserts that this project conforms to the requirement of relevant local plans, as required by the Maryland Economic Growth, Resource Protection and Planning Act.

COORDINATION

Facility Planning: College (CIP #P886686)

SPACE SUMMARY
TAKOMA PARK/SILVER SPRING CAMPUS
FALL 2019

Acres 19.5
Owned Buildings 17
Leased Spaces 0
Gross Square Feet (GSF) 1,022,209.00
Net Assignable Square Feet (NASF) 412,687.79

Existing Buildings

| Bldg Code | Building Name | Year Constructed | Year Renovated | GSF | NASF |
|------------------|---|-------------------------|-----------------------|------------|-------------|
| CM | CATHERINE F. SCOTT COMMONS | 1978 | 2010 | 30,354.00 | 16,433.00 |
| ST | CHARLENE R. NUNLEY STUDENT SERVICES CENTER | 2006 | | 110,504.00 | 65,441.00 |
| CU | CULTURAL ARTS CENTER | 2009 | | 57,243.00 | 28,389.08 |
| EG | EAST GARAGE | 1980 | | 224,310.00 | 1,787.00 |
| FH | FALCON HALL | 1978 | | 39,063.00 | 31,015.46 |
| HC | HEALTH SCIENCES CENTER | 2003 | | 98,038.00 | 63,536.00 |
| MP | MATHEMATICS PAVILION | 1975 | | 6,942.00 | 4,254.78 |
| CF | MORRIS & GWENDOLYN CAFRITZ FOUNDATION ARTS CENTER | 1947 | 2007 | 134,748.00 | 90,815.00 |
| NP | NORTH PAVILION | 1975 | | 6,942.00 | 4,334.00 |
| P4 | PAVILION FOUR | 1980 | 2013 | 15,873.00 | 8,594.00 |
| P1 | PAVILION ONE | 1975 | 1993 | 7,386.00 | 4,468.42 |
| P3 | PAVILION THREE | 1975 | | 15,013.00 | 10,901.32 |
| P2 | PAVILION TWO | 1975 | 1993 | 7,385.00 | 4,767.08 |
| RC | RESOURCE CENTER | 1960 | 1978 | 44,906.00 | 34,649.70 |
| SN | SCIENCE NORTH | 1978 | | 39,950.00 | 26,675.00 |
| SS | SCIENCE SOUTH | 1960 | 1978 | 23,757.00 | 15,257.95 |
| WG | WEST GARAGE | 2010 | | 159,795.00 | 1,369.00 |

Projected Buildings

| Bldg Code | Building Name | Year Constructed | Year Renovated | GSF | NASF |
|------------------|---|-------------------------|-----------------------|------------|-------------|
| LB | CATHERINE AND ISIAH LEGGETT MATH AND SCIENCE BUILDING | | | 107,000.00 | 67,200.00 |

Takoma Park/Silver Spring Math and Science Center

(P076607)

| | | | |
|---------------|----------------------------|----------------------|--------------------|
| Category | Montgomery College | Date Last Modified | 09/13/20 |
| SubCategory | Higher Education | Administering Agency | Montgomery College |
| Planning Area | Silver Spring and Vicinity | Status | Planning Stage |

| | Total | Thru FY20 | Rem FY20 | Total 6 Years | FY 21 | FY 22 | FY 23 | FY 24 | FY 25 | FY 26 | Beyond 6 Years |
|--------------------------------------|---------------|--------------|---------------|---------------|---------------|---------------|---------------|-------|-------|-------|----------------|
| EXPENDITURE SCHEDULE (\$000s) | | | | | | | | | | | |
| Planning, Design and Supervision | 10,276 | 2,712 | 7,564 | - | - | - | - | - | - | - | - |
| Construction | 74,726 | - | 8,994 | 65,732 | 26,064 | 27,186 | 12,482 | - | - | - | - |
| Other | 9,000 | - | - | 9,000 | - | 9,000 | - | - | - | - | - |
| TOTAL EXPENDITURES | 94,002 | 2,712 | 16,558 | 74,732 | 26,064 | 36,186 | 12,482 | - | - | - | - |

| FUNDING SCHEDULE (\$000s) | | | | | | | | | | | |
|----------------------------------|---------------|--------------|---------------|---------------|---------------|---------------|---------------|---|---|---|---|
| G.O. Bonds | 47,001 | 1,356 | 8,279 | 37,366 | 13,032 | 18,093 | 6,241 | - | - | - | - |
| State Aid | 47,001 | 1,356 | 8,279 | 37,366 | 13,032 | 18,093 | 6,241 | - | - | - | - |
| TOTAL FUNDING SOURCES | 94,002 | 2,712 | 16,558 | 74,732 | 26,064 | 36,186 | 12,482 | - | - | - | - |

| APPROPRIATION AND EXPENDITURE DATA (\$000s) | | | | |
|--|--------|--|--------------------------|--------|
| Appropriation FY 22 Request | 9,000 | | Year First Appropriation | FY16 |
| Cumulative Appropriation | 85,002 | | Last FY's Cost Estimate | 92,412 |
| Expenditure / Encumbrances | 26,121 | | | |
| Unencumbered Balance | 58,881 | | | |

PROJECT DESCRIPTION

This project provides funding for the design and construction of a new academic building (134,600 gross square feet) supporting science programs, such as biology, chemistry, computer science and cybersecurity, engineering, geology, physics, and the mathematics department, as described in the Collegewide Facilities Master Plan, 2013-2023 (2/16). The new math and science building will replace the Science South and Falcon Hall buildings, which will be demolished, and the new building will be constructed on this site. During FY18, the building was renamed to the Catherine and Isiah Leggett Math and Science Building.

ESTIMATED SCHEDULE

Construction started in November 2019 and is expected to conclude in Spring 2023.

COST CHANGE

Increase in furniture and equipment due to cost estimates.

PROJECT JUSTIFICATION

Under the application of the State space guidelines, the enrollment growth on the Takoma Park/Silver Spring Campus has resulted in a significant instructional space deficit. The Takoma Park/Silver Spring Campus has a Fall 2018 laboratory space deficit of 67,128 NASF and a total space deficit of 731 NASF. The 2028 projected laboratory space deficit is 60,069 NASF and the total space deficit is anticipated to be 74,034 NASF. The construction of the math & science building will address this deficit as well as replace Science South and Falcon Hall, which are in exceedingly poor condition (as identified in the Collegewide Facilities Condition Assessment, 12/13). Relevant studies include the Montgomery College 2025 Strategic Plan, Collegewide Facilities Condition Assessment Update (12/13), and the Collegewide Facilities Master Plan Update (6/18).

OTHER

FY21 Appropriation: \$3,484,000; \$1,742,000 (G.O. Bonds), and \$1,742,000 (State Aid). FY22 Appropriation: \$7,410,000; \$3,705,000 (G.O. Bonds), and \$3,705,000 (State Aid). Relocation costs and design fees above approximately 7% of estimated construction costs may not be eligible for State reimbursement. The construction costs in the expenditure schedule (\$71,242,000) include: site improvement costs (\$6,588,000), building construction costs (\$64,654,000). The building construction cost per gross square foot equals \$480 (\$64,654,000/134,600).

DISCLOSURES

A pedestrian impact analysis has been completed for this project. Montgomery College asserts that this project conforms to the requirement of relevant local plans, as required by the Maryland Economic Growth, Resource Protection and Planning Act.

COORDINATION

Facility Planning: College (CIP No. P886686)



SECTION II

FY22 PROJECTS PENDING CLOSE OUT



Germantown Student Affairs and Science Building Renovation and Addition

FY2022 PROJECTS PENDING CLOSE OUT

| <u>CIP#</u> | <u>Project Name</u> | <u>Appropriation Thru FY19</u> | <u>Expenditures and Encumbrances</u> | <u>Anticipated Unencumbered Balance</u> | <u>Comments</u> |
|--------------------|----------------------------|---|---|--|------------------------|
| | N/A | | | | |

SECTION III

FY22 PROJECTS TO BE CLOSED OUT



Takoma Park/Silver Spring Falcon Hall Building

FY2022 PROJECTS TO BE CLOSED OUT

| <u>CIP#</u> | <u>Project Name</u> | <u>Appropriation Thru FY19</u> | <u>Expenditures and Encumbrances</u> | <u>Anticipated Unencumbered Balance</u> | <u>Comments</u> |
|--------------------|----------------------------|---|---|--|---|
| P136601 | Rockville Parking Garage | 28,800,000 | 27,939,566 | 860,434 | Remaining balance to be refunded to revenue authority debt service. |



SECTION IV

INVENTORY OF PHYSICAL FACILITIES FALL 2019

Each year on July 1, the College must submit to the Maryland Higher Education Commission copies of CC-Table 1— Net Assignable Square Feet by Building, CC-Table 2— Total Existing Space Inventory— Net Assignable Square Feet and CC-Table 3— Community College Needs Computed in Net Assignable Square Feet. The tables in this section are those submitted to the Maryland Higher Education Commission on July 1, 2020.



Rockville North Campus Garage

**Table 1
FACILITIES INVENTORY BY BUILDING**

**USE INVENTORY DATA FROM FACILITIES
INVENTORY REPORT - Submitted to MHEC APRIL 1, 2020
COLLEGE NAME: Montgomery College - All
Campuses
FY 2022 CIP (Due July 1, 2020)
Issued Date: July 26, 2020**

| HEGIS CODE | HEGIS CATEGORY | Germantown | Rockville | Takoma Park/ Silver Spring | Total |
|----------------------|-------------------------|------------------------------------|------------------------------------|------------------------------------|------------------------------------|
| | | Fall 2019 | Fall 2019 | Fall 2019 | Fall 2019 |
| | | Subtotal On Campus Permanent | Subtotal On Campus Permanent | Subtotal On Campus Permanent | Subtotal On Campus Permanent |
| 100 (110-115) | CLASSROOM | 25,229 | 90,821 | 61,988 | 178,038 |
| 200 | LABORATORY | 74,962 | 197,486 | 88,754 | 361,202 |
| 210-15 | Class Laboratory | 67,999 | 192,821 | 85,506 | 346,326 |
| 220-25 | Open Laboratory | 6,963 | 1,857 | 3,248 | 12,068 |
| 250-55 | Research Lab. | 0 | 2,808 | 0 | 2,808 |
| 300 | OFFICE | 59,360 | 241,736 | 90,574 | 391,670 |
| 310-15 | Office/ Conf. Room | 54,632 | 230,773 | 81,503 | 366,908 |
| 320-25 | Testing/Tutoring | 4,728 | 6,055 | 2,691 | 13,474 |
| 350-55 | Included w/ 310 | 0 | 4,908 | 6,380 | 11,288 |
| 400 | STUDY | 13,788 | 48,720 | 20,847 | 83,355 |
| 410-15 | Study | 982 | 31,318 | 4,843 | 37,143 |
| 420-30 | Stack/Study | 10,293 | 14,092 | 15,374 | 39,759 |
| 440-55 | Processing/Service | 2,513 | 3,310 | 630 | 6,453 |
| 500 | SPECIAL USE | 34,005 | 55,940 | 30,587 | 120,532 |
| 520-23 | Athletic | 27,861 | 53,190 | 27,612 | 108,663 |
| 530-35 | Media Production | 1,861 | 1,441 | 2,015 | 5,317 |
| 580-85 | Greenhouse | 4,283 | 1,309 | 960 | 6,552 |
| 600 | GENERAL USE | 27,498 | 54,814 | 49,079 | 131,391 |
| 610-15 | Assembly | 5,823 | 29,976 | 18,858 | 54,657 |
| 620-25 | Exhibition | 0 | 1,383 | 4,988 | 6,371 |
| 630-35 | Food Facility | 4,938 | 11,128 | 11,025 | 27,091 |
| 640-45 | Day Care | 3,245 | 0 | 0 | 3,245 |
| 650-55 | Lounge | 3,537 | 9,925 | 8,489 | 21,951 |
| 660-65 | Merchandising | 693 | 150 | 3,967 | 4,810 |
| 670-75 | Recreation | 0 | 0 | 0 | 0 |
| 680-85 | Meeting Room | 9,262 | 2,252 | 1,752 | 13,266 |
| 700 | SUPPORT | 15,476 | 17,228 | 59,015 | 91,719 |
| 710-15 | Data Processing | 1,250 | 6,864 | 9,448 | 17,562 |
| 720-25 | Shop | 3,783 | 2,524 | 4,253 | 10,560 |
| 730-35 | Central Storage | 7,422 | 6,324 | 15,739 | 29,485 |
| 740-45 | Vehicle Storage | 2,106 | 0 | 26,679 | 28,785 |
| 750-55 | Central Service | 915 | 1,308 | 2,754 | 4,977 |
| 760-65 | Hazmat Storage | 0 | 208 | 142 | 350 |
| 800 | HEALTH CARE | 0 | 0 | 0 | 0 |
| 900 | RESIDENTIAL | 0 | 0 | 0 | 0 |
| 050 | INACTIVE AREA | 38,811 | 16,536 | 5,100 | 60,447 |
| 060 | ALTER. OR CONV. | 0 | 0 | 0 | 0 |
| 070 | UNFINISHED AREA | 0 | 0 | 0 | 0 |
| 090 | OTHER ORG. USAGE | 34,347 | 9,016 | 6,741 | 50,104 |
| | Total NASF: | 323,476 | 732,297 | 412,685 | 1,468,458 |
| | Total GSF: | 479,718 | 1,428,021 | 1,024,568 | 2,932,307 |
| | Efficiency (%): | 0.67 | 0.51 | 0.40 | 0.50 |

ON-CAMPUS PERMANENT SPACE: Space directly related to market-driven conditions (choice of location, not force of location). Includes owned and leased space on the main campus and all off-site locations, provided the space is permanent and dedicated to the college.

ON-CAMPUS OVERFLOW SPACE: Space directly related to overflow conditions (when the college is unable to accommodate on-campus demand). Shared space, such as in K-12 or community facilities, is generally considered overflow.

**Table 1
FACILITIES INVENTORY BY BUILDING**

**USE INVENTORY DATA FROM FACILITIES
INVENTORY REPORT - Submitted to MHEC APRIL 1, 2020
COLLEGE NAME: Montgomery College - All
Campuses
FY 2022 CIP (Due July 1, 2020)
Issued Date: July 26, 2020**

| HEGIS CODE | HEGIS CATEGORY | Germantown | Rockville | Takoma Park/ Silver Spring | Total |
|----------------------|-------------------------|-----------------------------------|-----------------------------------|-----------------------------------|-----------------------------------|
| | | Fall 2019 | Fall 2019 | Fall 2019 | Fall 2019 |
| | | Subtotal Overflow Permanent | Subtotal Overflow Permanent | Subtotal Overflow Permanent | Subtotal On Campus Overflow |
| 100 (110-115) | CLASSROOM | 0 | 7,710 | 0 | 7,710 |
| 200 | LABORATORY | 0 | 3,011 | 0 | 3,011 |
| 210-15 | Class Laboratory | 0 | 3,011 | 0 | 3,011 |
| 220-25 | Open Laboratory | 0 | 0 | 0 | 0 |
| 250-55 | Research Lab. | 0 | 0 | 0 | 0 |
| 300 | OFFICE | 0 | 10,703 | 0 | 10,703 |
| 310-15 | Office/ Conf. Room | 0 | 10,703 | 0 | 10,703 |
| 320-25 | Testing/Tutoring | 0 | 0 | 0 | 0 |
| 350-55 | Included w/ 310 | 0 | 0 | 0 | 0 |
| 400 | STUDY | 0 | 365 | 0 | 365 |
| 410-15 | Study | 0 | 0 | 0 | 0 |
| 420-30 | Stack/Study | 0 | 0 | 0 | 0 |
| 440-55 | Processing/Service | 0 | 365 | 0 | 365 |
| 500 | SPECIAL USE | 0 | 19 | 0 | 19 |
| 520-23 | Athletic | 0 | 0 | 0 | 0 |
| 530-35 | Media Production | 0 | 19 | 0 | 19 |
| 580-85 | Greenhouse | 0 | 0 | 0 | 0 |
| 600 | GENERAL USE | 0 | 265 | 0 | 265 |
| 610-15 | Assembly | 0 | 0 | 0 | 0 |
| 620-25 | Exhibition | 0 | 0 | 0 | 0 |
| 630-35 | Food Facility | 0 | 0 | 0 | 0 |
| 640-45 | Day Care | 0 | 0 | 0 | 0 |
| 650-55 | Lounge | 0 | 265 | 0 | 265 |
| 660-65 | Merchandising | 0 | 0 | 0 | 0 |
| 670-75 | Recreation | 0 | 0 | 0 | 0 |
| 680-85 | Meeting Room | 0 | 0 | 0 | 0 |
| 700 | SUPPORT | 0 | 8,873 | 0 | 8,873 |
| 710-15 | Data Processing | 0 | 220 | 0 | 220 |
| 720-25 | Shop | 0 | 0 | 0 | 0 |
| 730-35 | Central Storage | 0 | 4,561 | 0 | 4,561 |
| 740-45 | Vehicle Storage | 0 | 0 | 0 | 0 |
| 750-55 | Central Service | 0 | 4,092 | 0 | 4,092 |
| 760-65 | Hazmat Storage | 0 | 0 | 0 | 0 |
| 800 | HEALTH CARE | 0 | 0 | 0 | 0 |
| 900 | RESIDENTIAL | 0 | 0 | 0 | 0 |
| 050 | INACTIVE AREA | 0 | 0 | 0 | 0 |
| 060 | ALTER. OR CONV. | 0 | 0 | 0 | 0 |
| 070 | UNFINISHED AREA | 0 | 0 | 0 | 0 |
| 090 | OTHER ORG. USAGE | 0 | 0 | 0 | 0 |
| | Total NASF: | 0 | 30,946 | 0 | 30,946 |
| | Total GSF: | 0 | 39,291 | 0 | 39,291 |
| | Efficiency (%): | #DIV/0! | 0.79 | #DIV/0! | 0.79 |

ON-CAMPUS PERMANENT SPACE: Space directly related to market-driven conditions (choice of location, not force of location). Includes owned and leased space on the main campus and all off-site locations, provided the space is permanent and dedicated to the college.

ON-CAMPUS OVERFLOW SPACE: Space directly related to overflow conditions (when the college is unable to accommodate on-campus demand). Shared space, such as in K-12 or community facilities, is generally considered overflow.

**Table 1
FACILITIES INVENTORY BY BUILDING**

**USE INVENTORY DATA FROM FACILITIES
INVENTORY REPORT - Submitted to MHEC APRIL 1, 2020
COLLEGE NAME: Montgomery College - All
Campuses
FY 2022 CIP (Due July 1, 2020)
Issued Date: July 26, 2020**

| HEGIS CODE | HEGIS CATEGORY | Germantown | Rockville | Takoma Park/ Silver Spring | Total |
|----------------------|-------------------------|-----------------------------|-----------------------------------|-----------------------------------|-----------------------------|
| | | Fall 2019 | Fall 2019 | Fall 2019 | Fall 2019 |
| | | Total On Campus Space | Subtotal Overflow Permanent | Subtotal Overflow Permanent | Total On Campus Space |
| 100 (110-115) | CLASSROOM | 25,229 | 98,531 | 61,988 | 185,748 |
| 200 | LABORATORY | 74,962 | 200,497 | 88,754 | 364,213 |
| 210-15 | Class Laboratory | 67,999 | 195,832 | 85,506 | 349,337 |
| 220-25 | Open Laboratory | 6,963 | 1,857 | 3,248 | 12,068 |
| 250-55 | Research Lab. | 0 | 2,808 | 0 | 2,808 |
| 300 | OFFICE | 59,360 | 252,439 | 90,574 | 402,373 |
| 310-15 | Office/ Conf. Room | 54,632 | 241,476 | 81,503 | 377,611 |
| 320-25 | Testing/Tutoring | 4,728 | 6,055 | 2,691 | 13,474 |
| 350-55 | Included w/ 310 | 0 | 4,908 | 6,380 | 11,288 |
| 400 | STUDY | 13,788 | 49,085 | 20,847 | 83,720 |
| 410-15 | Study | 982 | 31,318 | 4,843 | 37,143 |
| 420-30 | Stack/Study | 10,293 | 14,092 | 15,374 | 39,759 |
| 440-55 | Processing/Service | 2,513 | 3,675 | 630 | 6,818 |
| 500 | SPECIAL USE | 34,005 | 55,959 | 30,587 | 120,551 |
| 520-23 | Athletic | 27,861 | 53,190 | 27,612 | 108,663 |
| 530-35 | Media Production | 1,861 | 1,460 | 2,015 | 5,336 |
| 580-85 | Greenhouse | 4,283 | 1,309 | 960 | 6,552 |
| 600 | GENERAL USE | 27,498 | 55,079 | 49,079 | 131,656 |
| 610-15 | Assembly | 5,823 | 29,976 | 18,858 | 54,657 |
| 620-25 | Exhibition | 0 | 1,383 | 4,988 | 6,371 |
| 630-35 | Food Facility | 4,938 | 11,128 | 11,025 | 27,091 |
| 640-45 | Day Care | 3,245 | 0 | 0 | 3,245 |
| 650-55 | Lounge | 3,537 | 10,190 | 8,489 | 22,216 |
| 660-65 | Merchandising | 693 | 150 | 3,967 | 4,810 |
| 670-75 | Recreation | 0 | 0 | 0 | 0 |
| 680-85 | Meeting Room | 9,262 | 2,252 | 1,752 | 13,266 |
| 700 | SUPPORT | 15,476 | 26,101 | 59,015 | 100,592 |
| 710-15 | Data Processing | 1,250 | 7,084 | 9,448 | 17,782 |
| 720-25 | Shop | 3,783 | 2,524 | 4,253 | 10,560 |
| 730-35 | Central Storage | 7,422 | 10,885 | 15,739 | 34,046 |
| 740-45 | Vehicle Storage | 2,106 | 0 | 26,679 | 28,785 |
| 750-55 | Central Service | 915 | 5,400 | 2,754 | 9,069 |
| 760-65 | Hazmat Storage | 0 | 208 | 142 | 350 |
| 800 | HEALTH CARE | 0 | 0 | 0 | 0 |
| 900 | RESIDENTIAL | 0 | 0 | 0 | 0 |
| 050 | INACTIVE AREA | 38,811 | 16,536 | 5,100 | 60,447 |
| 060 | ALTER. OR CONV. | 0 | 0 | 0 | 0 |
| 070 | UNFINISHED AREA | 0 | 0 | 0 | 0 |
| 090 | OTHER ORG. USAGE | 34,347 | 9,016 | 6,741 | 50,104 |
| | Total NASF: | 323,476 | 763,243 | 412,685 | 1,499,404 |
| | Total GSF: | 479,718 | 1,467,312 | 1,024,568 | 2,971,598 |
| | Efficiency (%): | 0.67 | 0.52 | 0.40 | 0.50 |

ON-CAMPUS PERMANENT SPACE: Space directly related to market-driven conditions (choice of location, not force of location). Includes owned and leased space on the main campus and all off-site locations, provided the space is permanent and dedicated to the college.

ON-CAMPUS OVERFLOW SPACE: Space directly related to overflow conditions (when the college is unable to accommodate on-campus demand). Shared space, such as in K-12 or community facilities, is generally considered overflow.

**Table 2
FACILITIES INVENTORY CHANGES**

COLLEGE NAME: Montgomery College - All Campuses

FY 2022 CIP (Due July 1, 2020)

Issued Date: July 26, 2020

| | | Inventory Changes By Campus | | | | |
|----------------------|-------------------------|-----------------------------|------------------------|------------------------|----------------------------|-----------------------|
| HEGIS CODE | HEGIS CATEGORY | Total | Germantown | Rockville | Takoma Park/ Silver Spring | Total |
| | | July 2020 | Fall 2021 | Fall 2021 | Fall 2021 | Fall 2021 |
| | | Before Gains/ (Losses) | Before Gains/ (Losses) | Before Gains/ (Losses) | Before Gains/ (Losses) | After Gains/ (Losses) |
| 100 (110-115) | CLASSROOM | 178,038 | 1,431 | 2,170 | (7,179) | 174,460 |
| 200 | LABORATORY | 361,202 | 20,132 | 7,772 | (2,814) | 386,292 |
| 210-15 | Class Laboratory | 346,326 | 20,132 | 6,176 | (2,814) | 369,820 |
| 220-25 | Open Laboratory | 12,068 | 0 | 1,596 | 0 | 13,664 |
| 250-55 | Research Lab. | 2,808 | 0 | 0 | 0 | 2,808 |
| 300 | OFFICE | 391,670 | 7,578 | 42,398 | (3,772) | 437,874 |
| 310-15 | Office/ Conf. Room | 366,908 | 6,829 | 32,165 | (3,481) | 402,421 |
| 320-25 | Testing/Tutoring | 13,474 | 0 | 5,402 | 0 | 18,876 |
| 350-55 | Included w/ 310 | 11,288 | 749 | 4,831 | (291) | 16,577 |
| 400 | STUDY | 83,355 | 2,498 | 0 | 0 | 85,853 |
| 410-15 | Study | 37,143 | 2,498 | 0 | 0 | 39,641 |
| 420-30 | Stack/Study | 39,759 | 0 | 0 | 0 | 39,759 |
| 440-55 | Processing/Service | 6,453 | 0 | 0 | 0 | 6,453 |
| 500 | SPECIAL USE | 120,532 | 0 | 2,370 | (28,572) | 94,330 |
| 520-23 | Athletic | 108,663 | 0 | 2,370 | (27,612) | 83,421 |
| 530-35 | Media Production | 5,317 | 0 | 0 | 0 | 5,317 |
| 580-85 | Greenhouse | 6,552 | 0 | 0 | (960) | 5,592 |
| 600 | GENERAL USE | 131,391 | 3,368 | 5,700 | (580) | 139,879 |
| 610-15 | Assembly | 54,657 | 0 | 0 | 0 | 54,657 |
| 620-25 | Exhibition | 6,371 | 0 | 0 | (580) | 5,791 |
| 630-35 | Food Facility | 27,091 | 140 | 514 | 0 | 27,745 |
| 640-45 | Day Care | 3,245 | 0 | 0 | 0 | 3,245 |
| 650-55 | Lounge | 21,951 | 3,228 | 5,105 | 0 | 30,284 |
| 660-65 | Merchandising | 4,810 | 0 | 81 | 0 | 4,891 |
| 670-75 | Recreation | 0 | 0 | 0 | 0 | 0 |
| 680-85 | Meeting Room | 13,266 | 0 | 0 | 0 | 13,266 |
| 700 | SUPPORT | 91,719 | 1,899 | 1,212 | (3,355) | 91,475 |
| 710-15 | Data Processing | 17,562 | 0 | (57) | 0 | 17,505 |
| 720-25 | Shop | 10,560 | 0 | 0 | (2,479) | 8,081 |
| 730-35 | Central Storage | 29,485 | 1,478 | 1,269 | (734) | 31,498 |
| 740-45 | Vehicle Storage | 28,785 | 0 | 0 | 0 | 28,785 |
| 750-55 | Central Service | 4,977 | 421 | 0 | 0 | 5,398 |
| 760-65 | Hazmat Storage | 350 | 0 | 0 | (142) | 208 |
| 800 | HEALTH CARE | 0 | 0 | 0 | 0 | 0 |
| 900 | RESIDENTIAL | 0 | 0 | 0 | 0 | 0 |
| 050 | INACTIVE AREA | 60,447 | (38,811) | 0 | 0 | 21,636 |
| 060 | ALTER. OR CONV. | 0 | 0 | 0 | 0 | 0 |
| 070 | UNFINISHED AREA | 0 | 1,980 | 0 | 0 | 1,980 |
| 090 | OTHER ORG. USAGE | 50,104 | 0 | 0 | 0 | 50,104 |
| Total NASF: | | 1,468,458 | 75 | 61,622 | (46,272) | 1,483,883 |

THIS TABLE MUST BE
TAILORED FOR COLLEGE-
SPECIFIC PROGRAMS

Table 2
FACILITIES INVENTORY CHANGES

COLLEGE NAME: Montgomery College - All Campuses

FY 2022 CIP (Due July 1, 2020)

Issued Date: July 26, 2020

| | | Inventory Changes By Campus | | | | |
|----------------------|-------------------------|-----------------------------|------------------------|----------------------------|-----------------------|------------------------|
| HEGIS CODE | HEGIS CATEGORY | Germentown | Rockville | Takoma Park/ Silver Spring | Total | Germentown |
| | | Fall 2022 | Fall 2022 | Fall 2022 | Fall 2022 | Fall 2025 |
| | | Before Gains/ (Losses) | Before Gains/ (Losses) | Before Gains/ (Losses) | After Gains/ (Losses) | Before Gains/ (Losses) |
| 100 (110-115) | CLASSROOM | 0 | 0 | 7,087 | 181,547 | 0 |
| 200 | LABORATORY | 0 | 0 | 35,663 | 421,955 | 0 |
| 210-15 | Class Laboratory | 0 | 0 | 34,002 | 403,822 | 0 |
| 220-25 | Open Laboratory | 0 | 0 | 1,661 | 15,325 | 0 |
| 250-55 | Research Lab. | 0 | 0 | 0 | 2,808 | 0 |
| 300 | OFFICE | 0 | 0 | 13,870 | 451,744 | 0 |
| 310-15 | Office/ Conf. Room | 0 | 0 | 10,713 | 413,134 | 0 |
| 320-25 | Testing/Tutoring | 0 | 0 | 2,707 | 21,583 | 0 |
| 350-55 | Included w/ 310 | 0 | 0 | 450 | 17,027 | 0 |
| 400 | STUDY | 0 | 0 | 2,909 | 88,762 | 0 |
| 410-15 | Study | 0 | 0 | 2,909 | 42,550 | 0 |
| 420-30 | Stack/Study | 0 | 0 | 0 | 39,759 | 0 |
| 440-55 | Processing/Service | 0 | 0 | 0 | 6,453 | 0 |
| 500 | SPECIAL USE | 0 | 0 | 1,527 | 95,857 | 0 |
| 520-23 | Athletic | 0 | 0 | 0 | 83,421 | 0 |
| 530-35 | Media Production | 0 | 0 | 251 | 5,568 | 0 |
| 580-85 | Greenhouse | 0 | 0 | 1,276 | 6,868 | 0 |
| 600 | GENERAL USE | 0 | 0 | 4,120 | 143,999 | 0 |
| 610-15 | Assembly | 0 | 0 | 2,471 | 57,128 | 0 |
| 620-25 | Exhibition | 0 | 0 | 0 | 5,791 | 0 |
| 630-35 | Food Facility | 0 | 0 | 0 | 27,745 | 0 |
| 640-45 | Day Care | 0 | 0 | 0 | 3,245 | 0 |
| 650-55 | Lounge | 0 | 0 | 836 | 31,120 | 0 |
| 660-65 | Merchandising | 0 | 0 | 0 | 4,891 | 0 |
| 670-75 | Recreation | 0 | 0 | 0 | 0 | 0 |
| 680-85 | Meeting Room | 0 | 0 | 813 | 14,079 | 0 |
| 700 | SUPPORT | 0 | 0 | 2,313 | 93,788 | 0 |
| 710-15 | Data Processing | 0 | 0 | 0 | 17,505 | 0 |
| 720-25 | Shop | 0 | 0 | 1,378 | 9,459 | 0 |
| 730-35 | Central Storage | 0 | 0 | 0 | 31,498 | 0 |
| 740-45 | Vehicle Storage | 0 | 0 | 0 | 28,785 | 0 |
| 750-55 | Central Service | 0 | 0 | 773 | 6,171 | 0 |
| 760-65 | Hazmat Storage | 0 | 0 | 162 | 370 | 0 |
| 800 | HEALTH CARE | 0 | 0 | 0 | 0 | 0 |
| 900 | RESIDENTIAL | 0 | 0 | 0 | 0 | 0 |
| 050 | INACTIVE AREA | 0 | 0 | 0 | 21,636 | 0 |
| 060 | ALTER. OR CONV. | 0 | 0 | 0 | 0 | 0 |
| 070 | UNFINISHED AREA | 0 | 0 | 0 | 1,980 | 0 |
| 090 | OTHER ORG. USAGE | 0 | 0 | 0 | 50,104 | 0 |
| Total NASF: | | 0 | 0 | 67,489 | 1,551,372 | 0 |

THIS TABLE MUST BE
TAILORED FOR COLLEGE-
SPECIFIC PROGRAMS

**Table 2
FACILITIES INVENTORY CHANGES**

COLLEGE NAME: Montgomery College - All Campuses

FY 2022 CIP (Due July 1, 2020)

Issued Date: July 26, 2020

| | | Inventory Changes By Campus | | | | |
|----------------------|-------------------------|-----------------------------|----------------------------|-----------------------|------------------------|------------------------|
| HEGIS CODE | HEGIS CATEGORY | Rockville | Takoma Park/ Silver Spring | Total | Germantown | Rockville |
| | | Fall 2025 | Fall 2025 | Fall 2025 | Fall 2027 | Fall 2027 |
| | | Before Gains/ (Losses) | Before Gains/ (Losses) | After Gains/ (Losses) | Before Gains/ (Losses) | Before Gains/ (Losses) |
| 100 (110-115) | CLASSROOM | (19) | 0 | 181,528 | 1,260 | 0 |
| 200 | LABORATORY | 0 | 0 | 421,955 | 7,930 | 0 |
| 210-15 | Class Laboratory | 0 | 0 | 403,822 | 7,930 | 0 |
| 220-25 | Open Laboratory | 0 | 0 | 15,325 | 0 | 0 |
| 250-55 | Research Lab. | 0 | 0 | 2,808 | 0 | 0 |
| 300 | OFFICE | (175) | 0 | 451,569 | 39,212 | 0 |
| 310-15 | Office/ Conf. Room | (175) | 0 | 412,959 | 39,212 | 0 |
| 320-25 | Testing/Tutoring | 0 | 0 | 21,583 | 0 | 0 |
| 350-55 | Included w/ 310 | 0 | 0 | 17,027 | 0 | 0 |
| 400 | STUDY | 4,615 | 0 | 93,377 | 9,730 | 0 |
| 410-15 | Study | (1,938) | 0 | 40,612 | 9,730 | 0 |
| 420-30 | Stack/Study | 7,075 | 0 | 46,834 | 0 | 0 |
| 440-55 | Processing/Service | (522) | 0 | 5,931 | 0 | 0 |
| 500 | SPECIAL USE | (603) | 0 | 95,254 | 0 | 0 |
| 520-23 | Athletic | 0 | 0 | 83,421 | 0 | 0 |
| 530-35 | Media Production | (603) | 0 | 4,965 | 0 | 0 |
| 580-85 | Greenhouse | 0 | 0 | 6,868 | 0 | 0 |
| 600 | GENERAL USE | 0 | 0 | 143,999 | 19,573 | 0 |
| 610-15 | Assembly | 0 | 0 | 57,128 | 0 | 0 |
| 620-25 | Exhibition | 0 | 0 | 5,791 | 0 | 0 |
| 630-35 | Food Facility | 0 | 0 | 27,745 | 15,543 | 0 |
| 640-45 | Day Care | 0 | 0 | 3,245 | 0 | 0 |
| 650-55 | Lounge | 0 | 0 | 31,120 | 4,030 | 0 |
| 660-65 | Merchandising | 0 | 0 | 4,891 | 0 | 0 |
| 670-75 | Recreation | 0 | 0 | 0 | 0 | 0 |
| 680-85 | Meeting Room | 0 | 0 | 14,079 | 0 | 0 |
| 700 | SUPPORT | 337 | 0 | 94,125 | 2,800 | 0 |
| 710-15 | Data Processing | 0 | 0 | 17,505 | 0 | 0 |
| 720-25 | Shop | 0 | 0 | 9,459 | 0 | 0 |
| 730-35 | Central Storage | 0 | 0 | 31,498 | 2,800 | 0 |
| 740-45 | Vehicle Storage | 0 | 0 | 28,785 | 0 | 0 |
| 750-55 | Central Service | 337 | 0 | 6,508 | 0 | 0 |
| 760-65 | Hazmat Storage | 0 | 0 | 370 | 0 | 0 |
| 800 | HEALTH CARE | 0 | 0 | 0 | 0 | 0 |
| 900 | RESIDENTIAL | 0 | 0 | 0 | 0 | 0 |
| 050 | INACTIVE AREA | 0 | 0 | 21,636 | 0 | 0 |
| 060 | ALTER. OR CONV. | 0 | 0 | 0 | 0 | 0 |
| 070 | UNFINISHED AREA | 0 | 0 | 1,980 | 0 | 0 |
| 090 | OTHER ORG. USAGE | 0 | 0 | 50,104 | 2,420 | 0 |
| Total NASF: | | 4,155 | 0 | 1,555,527 | 82,925 | 0 |

THIS TABLE MUST BE
TAILORED FOR COLLEGE-
SPECIFIC PROGRAMS

**Table 2
FACILITIES INVENTORY CHANGES**

COLLEGE NAME: Montgomery College - All Campuses

FY 2022 CIP (Due July 1, 2020)

Issued Date: July 26, 2020

| | | Inventory Changes By Campus | | | | |
|----------------------|-------------------------|-----------------------------|-----------------------|------------------------|------------------------|----------------------------|
| HEGIS CODE | HEGIS CATEGORY | Takoma Park/ Silver Spring | Total | Germantown | Rockville | Takoma Park/ Silver Spring |
| | | Fall 2027 | Fall 2027 | Fall 2029 | Fall 2029 | Fall 2029 |
| | | Before Gains/ (Losses) | After Gains/ (Losses) | Before Gains/ (Losses) | Before Gains/ (Losses) | Before Gains/ (Losses) |
| 100 (110-115) | CLASSROOM | 0 | 182,788 | 0 | 0 | 0 |
| 200 | LABORATORY | 0 | 429,885 | 0 | 0 | 0 |
| 210-15 | Class Laboratory | 0 | 411,752 | 0 | 0 | 0 |
| 220-25 | Open Laboratory | 0 | 15,325 | 0 | 0 | 0 |
| 250-55 | Research Lab. | 0 | 2,808 | 0 | 0 | 0 |
| 300 | OFFICE | 0 | 490,781 | 0 | 0 | 0 |
| 310-15 | Office/ Conf. Room | 0 | 452,171 | 0 | 0 | 0 |
| 320-25 | Testing/Tutoring | 0 | 21,583 | 0 | 0 | 0 |
| 350-55 | Included w/ 310 | 0 | 17,027 | 0 | 0 | 0 |
| 400 | STUDY | 0 | 103,107 | 0 | 0 | 0 |
| 410-15 | Study | 0 | 50,342 | 0 | 0 | 0 |
| 420-30 | Stack/Study | 0 | 46,834 | 0 | 0 | 0 |
| 440-55 | Processing/Service | 0 | 5,931 | 0 | 0 | 0 |
| 500 | SPECIAL USE | 0 | 95,254 | 0 | 0 | 0 |
| 520-23 | Athletic | 0 | 83,421 | 0 | 0 | 0 |
| 530-35 | Media Production | 0 | 4,965 | 0 | 0 | 0 |
| 580-85 | Greenhouse | 0 | 6,868 | 0 | 0 | 0 |
| 600 | GENERAL USE | 0 | 163,572 | 0 | 0 | 0 |
| 610-15 | Assembly | 0 | 57,128 | 0 | 0 | 0 |
| 620-25 | Exhibition | 0 | 5,791 | 0 | 0 | 0 |
| 630-35 | Food Facility | 0 | 43,288 | 0 | 0 | 0 |
| 640-45 | Day Care | 0 | 3,245 | 0 | 0 | 0 |
| 650-55 | Lounge | 0 | 35,150 | 0 | 0 | 0 |
| 660-65 | Merchandising | 0 | 4,891 | 0 | 0 | 0 |
| 670-75 | Recreation | 0 | 0 | 0 | 0 | 0 |
| 680-85 | Meeting Room | 0 | 14,079 | 0 | 0 | 0 |
| 700 | SUPPORT | 0 | 96,925 | 0 | 0 | 0 |
| 710-15 | Data Processing | 0 | 17,505 | 0 | 0 | 0 |
| 720-25 | Shop | 0 | 9,459 | 0 | 0 | 0 |
| 730-35 | Central Storage | 0 | 34,298 | 0 | 0 | 0 |
| 740-45 | Vehicle Storage | 0 | 28,785 | 0 | 0 | 0 |
| 750-55 | Central Service | 0 | 6,508 | 0 | 0 | 0 |
| 760-65 | Hazmat Storage | 0 | 370 | 0 | 0 | 0 |
| 800 | HEALTH CARE | 0 | 0 | 0 | 0 | 0 |
| 900 | RESIDENTIAL | 0 | 0 | 0 | 0 | 0 |
| 050 | INACTIVE AREA | 0 | 21,636 | 0 | 0 | 0 |
| 060 | ALTER. OR CONV. | 0 | 0 | 0 | 0 | 0 |
| 070 | UNFINISHED AREA | 0 | 1,980 | 0 | 0 | 0 |
| 090 | OTHER ORG. USAGE | 0 | 52,524 | 0 | 0 | 0 |
| Total NASF: | | 0 | 1,638,452 | 0 | 0 | 0 |

THIS TABLE MUST BE
TAILORED FOR COLLEGE-
SPECIFIC PROGRAMS

Table 2
FACILITIES INVENTORY CHANGES

COLLEGE NAME: Montgomery College - All Campuses

FY 2022 CIP (Due July 1, 2020)

Issued Date: July 26, 2020

| HEGIS CODE | HEGIS CATEGORY | Total Fall 2029 After Gains/ (Losses) |
|----------------------|-------------------------|---|
| 100 (110-115) | CLASSROOM | 182,788 |
| 200 | LABORATORY | 429,885 |
| 210-15 | Class Laboratory | 411,752 |
| 220-25 | Open Laboratory | 15,325 |
| 250-55 | Research Lab. | 2,808 |
| 300 | OFFICE | 490,781 |
| 310-15 | Office/ Conf. Room | 452,171 |
| 320-25 | Testing/Tutoring | 21,583 |
| 350-55 | Included w/ 310 | 17,027 |
| 400 | STUDY | 103,107 |
| 410-15 | Study | 50,342 |
| 420-30 | Stack/Study | 46,834 |
| 440-55 | Processing/Service | 5,931 |
| 500 | SPECIAL USE | 95,254 |
| 520-23 | Athletic | 83,421 |
| 530-35 | Media Production | 4,965 |
| 580-85 | Greenhouse | 6,868 |
| 600 | GENERAL USE | 163,572 |
| 610-15 | Assembly | 57,128 |
| 620-25 | Exhibition | 5,791 |
| 630-35 | Food Facility | 43,288 |
| 640-45 | Day Care | 3,245 |
| 650-55 | Lounge | 35,150 |
| 660-65 | Merchandising | 4,891 |
| 670-75 | Recreation | 0 |
| 680-85 | Meeting Room | 14,079 |
| 700 | SUPPORT | 96,925 |
| 710-15 | Data Processing | 17,505 |
| 720-25 | Shop | 9,459 |
| 730-35 | Central Storage | 34,298 |
| 740-45 | Vehicle Storage | 28,785 |
| 750-55 | Central Service | 6,508 |
| 760-65 | Hazmat Storage | 370 |
| 800 | HEALTH CARE | 0 |
| 900 | RESIDENTIAL | 0 |
| 050 | INACTIVE AREA | 21,636 |
| 060 | ALTER. OR CONV. | 0 |
| 070 | UNFINISHED AREA | 1,980 |
| 090 | OTHER ORG. USAGE | 52,524 |
| Total NASF: | | 1,638,452 |

THIS TABLE MUST BE
TAILORED FOR COLLEGE-
SPECIFIC PROGRAMS

**Table 3
COMPUTATION OF SPACE NEEDS**

COLLEGE NAME: Montgomery College - All
Campuses

Issued Date: July 26, 2020

| HEGIS CODE | HEGIS CATEGORY | Total | | | | | |
|----------------------|---------------------|------------------|------------------|--------------------|------------------|------------------|--------------------|
| | | Need 2019 | Inventory 2019 | Surplus/ (Deficit) | Need 2029 | Inventory 2029 | Surplus/ (Deficit) |
| 100 (110-115) | CLASSROOM | 112,367 | 178,038 | 65,671 | 126,677 | 182,788 | 56,111 |
| 200 | LABORATORY | 560,571 | 358,394 | (202,177) | 631,945 | 427,077 | (204,868) |
| 210-15 | Class Laboratory | 520,524 | 346,326 | (174,198) | 586,799 | 411,752 | (175,047) |
| 220-25 | Open Laboratory | 40,047 | 12,068 | (27,979) | 45,146 | 15,325 | (29,821) |
| 250-55 | No Allowance | | | | | | |
| 300 | OFFICE | 316,980 | 391,670 | 74,690 | 356,763 | 490,781 | 134,018 |
| 310-15 | Office/ Conf. Room | 309,962 | 378,196 | 68,234 | 349,138 | 469,198 | 120,060 |
| 320-25 | Testing/Tutoring | 7,018 | 13,474 | 6,456 | 7,625 | 21,583 | 13,958 |
| 350-55 | Included w/ 310 | | | | | | |
| 400 | STUDY | 81,678 | 83,355 | 1,677 | 91,764 | 103,107 | 11,343 |
| 410-15 | Study | 59,594 | 37,143 | (22,451) | 67,181 | 50,342 | (16,839) |
| 420-30 | Stack/Study | 15,774 | 39,759 | 23,985 | 17,560 | 46,834 | 29,274 |
| 440-55 | Processing/Service | 6,310 | 6,453 | 143 | 7,023 | 5,931 | (1,092) |
| 500 | SPECIAL USE | 168,724 | 120,532 | (48,192) | 182,642 | 95,254 | (87,388) |
| 520-23 | Athletic | 152,350 | 108,663 | (43,687) | 164,490 | 83,421 | (81,069) |
| 530-35 | Media Production | 13,374 | 5,317 | (8,057) | 15,152 | 4,965 | (10,187) |
| 580-85 | Greenhouse | 3,000 | 6,552 | 3,552 | 3,000 | 6,868 | 3,868 |
| 600 | GENERAL USE | 149,835 | 128,146 | (21,689) | 162,320 | 160,327 | (1,993) |
| 610-15 | Assembly | 46,070 | 54,657 | 8,587 | 48,498 | 57,128 | 8,630 |
| 620-25 | Exhibition | 7,018 | 6,371 | (647) | 7,625 | 5,791 | (1,834) |
| 630-35 | Food Facility | 52,353 | 27,091 | (25,262) | 59,021 | 43,288 | (15,733) |
| 640-45 | No Allowance | | | | | | |
| 650-55 | Lounge | 17,076 | 21,951 | 4,875 | 19,251 | 35,150 | 15,899 |
| 660-65 | Merchandising | 7,318 | 4,810 | (2,508) | 7,925 | 4,891 | (3,034) |
| 670-75 | No Allowance | | | | | | |
| 680-85 | Meeting Room | 20,000 | 13,266 | (6,734) | 20,000 | 14,079 | (5,921) |
| 700 | SUPPORT | 79,464 | 91,719 | 12,255 | 87,306 | 89,332 | 2,026 |
| 710-15 | Data Processing | 8,466 | 17,562 | 9,096 | 8,971 | 17,505 | 8,534 |
| 720-25 | Shop/ Storage | 56,578 | 68,830 | 12,252 | 63,112 | 64,949 | 1,837 |
| 730-35 | Included w/ 720 | | | | | | |
| 740-45 | Included w/ 720 | | | | | | |
| 750-55 | Central Service | 13,288 | 4,977 | (8,311) | 13,961 | 6,508 | (7,453) |
| 760-65 | Hazmat Storage | 1,132 | 350 | (782) | 1,262 | 370 | (892) |
| 800 | HEALTH CARE | 2,507 | 0 | (2,507) | 2,750 | 0 | (2,750) |
| 900 | No Allowance | | | | | | |
| 050-090 | No Allowance | | | | | | |
| | Total NASF: | 1,472,126 | 1,351,854 | (120,272) | 1,642,167 | 1,548,666 | (93,501) |

**FALL 2019 FTDE, FTE and WSCH DERIVED FROM COLLEGE'S FALL 2019 S-6 WORKSHEET
DO NOT MANUALLY ENTER DATA IN BLUE-SHADED CELLS**

ONLY ON CAMPUS
PERMANENT SPACE SHOULD
BE INCLUDED ON THIS TABLE

SEE "SPACE ALLOCATION
GUIDELINES" SHEET FOR
FORMULAS AND DEFINITIONS

Credit Hours on off-campus sites not included.

| | | ACTUAL | | PROJECTED | | |
|---|---------------|------------------|------------------|------------------|-----------|--|
| | | Fall 2019 (S-6) | Fall 2029 (MHEC) | | | |
| ENROLLMENT/ EMPLOYMENT STATISTICS | FTDE-C | 9,535 | 10,749 | | FALL WSCH | |
| | FTDE-N | | | | | |
| | FTDE-T | 9,535 | 10,749 | 168,290 | | |
| | WSCH-Lec-C | 86,118 | 97,084 | | | |
| | WSCH-Lec-N | | | | | |
| | WSCH-Lec-T | 86,118 | 97,084 | 51% | | |
| | WSCH-Lab-C | 82,172 | 92,634 | | | |
| | WSCH-Lab-N | | | | | |
| | WSCH-Lab-T | 82,172 | 92,634 | 49% | | |
| | Employment | FTE | 12,774 | 14,560 | | |
| | S-6 Worksheet | BVE | 137,740 | 155,600 | | |
| FT-Fac | | 523 | 590 | | | |
| FT-Libr | | 10 | 11 | | | |
| PT-Fac | | 868 | 978 | | | |
| FTEF | | 750 | 846 | | | |
| FT-Staff | | 1,097 | 1,237 | | | |
| PHC-T | | 5,692 | 6,417 | | | |
| | | | | | | |
| Formulas = | #DIV/0! | | | | | |
| | | | | | | |
| | | ACTUAL | | PROJECTED | | |
| | | Fall 2019 (MHEC) | | Fall 2029 (MHEC) | | |
| Unduplicated Headcount | | 21,260 | | 23,587 | | |
| Headcount | | 26,941 | | 29,889 | | |

**Table 3
COMPUTATION OF SPACE NEEDS**

COLLEGE NAME: Montgomery College - All Campuses
Issued Date: July 26, 2020

| | | Germantown | | | | | |
|----------------------|---------------------|----------------|----------------|--------------------|----------------|----------------|--------------------|
| HEGIS CODE | HEGIS CATEGORY | Need 2019 | Inventory 2019 | Surplus/ (Deficit) | Need 2029 | Inventory 2029 | Surplus/ (Deficit) |
| 100 (110-115) | CLASSROOM | 27,969 | 25,229 | (2,740) | 31,532 | 27,920 | (3,612) |
| 200 | LABORATORY | 106,610 | 74,962 | (31,648) | 120,186 | 103,024 | (17,162) |
| 210-15 | Class Laboratory | 98,399 | 67,999 | (30,400) | 110,929 | 96,061 | (14,868) |
| 220-25 | Open Laboratory | 8,211 | 6,963 | (1,248) | 9,257 | 6,963 | (2,294) |
| 250-55 | No Allowance | | | | | | |
| 300 | OFFICE | 59,288 | 59,360 | 72 | 66,550 | 106,150 | 39,600 |
| 310-15 | Office/ Conf. Room | 57,560 | 54,632 | (2,928) | 64,698 | 101,422 | 36,724 |
| 320-25 | Testing/Tutoring | 1,728 | 4,728 | 3,000 | 1,852 | 4,728 | 2,876 |
| 350-55 | Included w/ 310 | | | | | | |
| 400 | STUDY | 17,447 | 13,788 | (3,659) | 19,537 | 26,016 | 6,479 |
| 410-15 | Study | 12,219 | 982 | (11,237) | 13,775 | 13,210 | (565) |
| 420-30 | Stack/Study | 3,734 | 10,293 | 6,559 | 4,116 | 10,293 | 6,177 |
| 440-55 | Processing/Service | 1,494 | 2,513 | 1,019 | 1,646 | 2,513 | 867 |
| 500 | SPECIAL USE | 41,514 | 34,005 | (7,509) | 44,203 | 34,005 | (10,198) |
| 520-23 | Athletic | 38,550 | 27,861 | (10,689) | 41,040 | 27,861 | (13,179) |
| 530-35 | Media Production | 1,964 | 1,861 | (103) | 2,163 | 1,861 | (302) |
| 580-85 | Greenhouse | 1,000 | 4,283 | 3,283 | 1,000 | 4,283 | 3,283 |
| 600 | GENERAL USE | 37,620 | 24,253 | (13,367) | 40,293 | 47,194 | 6,901 |
| 610-15 | Assembly | 12,910 | 5,823 | (7,087) | 13,408 | 5,823 | (7,585) |
| 620-25 | Exhibition | 1,728 | 0 | (1,728) | 1,852 | 0 | (1,852) |
| 630-35 | Food Facility | 11,710 | 4,938 | (6,772) | 13,199 | 20,621 | 7,422 |
| 640-45 | No Allowance | | | | | | |
| 650-55 | Lounge | 3,444 | 3,537 | 93 | 3,882 | 10,795 | 6,913 |
| 660-65 | Merchandising | 1,828 | 693 | (1,135) | 1,952 | 693 | (1,259) |
| 670-75 | No Allowance | | | | | | |
| 680-85 | Meeting Room | 6,000 | 9,262 | 3,262 | 6,000 | 9,262 | 3,262 |
| 700 | SUPPORT | 18,640 | 15,476 | (3,164) | 19,942 | 20,175 | 233 |
| 710-15 | Data Processing | 2,500 | 1,250 | (1,250) | 2,500 | 1,250 | (1,250) |
| 720-25 | Shop/ Storage | 11,902 | 13,311 | 1,409 | 13,178 | 17,589 | 4,411 |
| 730-35 | Included w/ 720 | | | | | | |
| 740-45 | Included w/ 720 | | | | | | |
| 750-55 | Central Service | 4,000 | 915 | (3,085) | 4,000 | 1,336 | (2,664) |
| 760-65 | Hazmat Storage | 238 | 0 | (238) | 264 | 0 | (264) |
| 800 | HEALTH CARE | 591 | 0 | (591) | 641 | 0 | (641) |
| 900 | No Allowance | | | | | | |
| 050-090 | No Allowance | | | | | | |
| Total NASF: | | 309,679 | 247,073 | (62,606) | 342,884 | 364,484 | 21,600 |


**FALL 2019 FTDE, FTE and WSCH DERIVED FROM FALL 2019 S-6 WORKSHEET
DO NOT MANUALLY ENTER DATA IN BLUE-SHADED CELLS**


ONLY ON CAMPUS
PERMANENT SPACE SHOULD
BE INCLUDED ON THIS TABLE


SEE "SPACE ALLOCATION
GUIDELINES" SHEET FOR
FORMULAS AND DEFINITIONS


Credit Hours on off-campus sites not included.


| | | ACTUAL | PROJECTED | |
|--|------------|------------------|------------------|-----------|
| | | Fall 2019 (S-6) | Fall 2019 (MHEC) | |
| ENROLLMENT/ EMPLOYMENT STATISTICS | FTDE-C | 1,955 | 2,204 | |
| | FTDE-N | | | FALL WSCH |
| | FTDE-T | 1,955 | 2,204 | 32703 |
| | WSCH-Lec-C | 18,646 | 21,021 | |
| | WSCH-Lec-N | | | |
| | WSCH-Lec-T | 18,646 | 21,021 | 57% |
| | WSCH-Lab-C | 14,057 | 15,847 | |
| | WSCH-Lab-N | | | |
| | WSCH-Lab-T | 14,057 | 15,847 | 43% |
| | FTE | 2,734 | 3,116 | |
| BVE | 37,340 | 41,160 | | |
| FT-Fac | 96 | 108 | | |
| FT-Libr | 1 | 1 | | |
| PT-Fac | 160 | 180 | | |
| FTEF | 137 | 154 | | |
| FT-Staff | 203 | 229 | | |
| PHC-T | 1,148 | 1,294 | | |
| | | ACTUAL | PROJECTED | |
| | | Fall 2019 (MHEC) | Fall 2019 (MHEC) | |
| Headcount | | 6,509 | 7,221 | |

Employment 

S-6 Worksheet 

N/A = 

MHEC Data = 

Formulas = 

**Table 3
COMPUTATION OF SPACE NEEDS**

COLLEGE NAME: Montgomery College - All Campuses
Issued Date: July 26, 2020

| HEGIS CODE | HEGIS CATEGORY | Rockville | | | | | |
|----------------------|---------------------|----------------|----------------|--------------------|----------------|----------------|--------------------|
| | | Need 2019 | Inventory 2019 | Surplus/ (Deficit) | Need 2029 | Inventory 2029 | Surplus/ (Deficit) |
| 100 (110-115) | CLASSROOM | 47,844 | 90,821 | 42,977 | 53,934 | 92,972 | 39,038 |
| 200 | LABORATORY | 294,675 | 194,678 | (99,997) | 332,178 | 202,450 | (129,728) |
| 210-15 | Class Laboratory | 272,465 | 192,821 | (79,644) | 307,142 | 198,997 | (108,145) |
| 220-25 | Open Laboratory | 22,210 | 1,857 | (20,353) | 25,036 | 3,453 | (21,583) |
| 250-55 | No Allowance | | | | | | |
| 300 | OFFICE | 179,146 | 241,736 | 62,590 | 201,893 | 283,959 | 82,066 |
| 310-15 | Office/ Conf. Room | 175,752 | 235,681 | 59,929 | 198,162 | 272,502 | 74,340 |
| 320-25 | Testing/Tutoring | 3,394 | 6,055 | 2,661 | 3,731 | 11,457 | 7,726 |
| 350-55 | Included w/ 310 | | | | | | |
| 400 | STUDY | 44,328 | 48,720 | 4,392 | 49,916 | 53,335 | 3,419 |
| 410-15 | Study | 33,050 | 31,318 | (1,732) | 37,256 | 29,380 | (7,876) |
| 420-30 | Stack/Study | 8,056 | 14,092 | 6,036 | 9,043 | 21,167 | 12,124 |
| 440-55 | Processing/Service | 3,222 | 3,310 | 88 | 3,617 | 2,788 | (829) |
| 500 | SPECIAL USE | 82,056 | 55,940 | (26,116) | 90,132 | 57,707 | (32,425) |
| 520-23 | Athletic | 71,880 | 53,190 | (18,690) | 78,610 | 55,560 | (23,050) |
| 530-35 | Media Production | 9,176 | 1,441 | (7,735) | 10,522 | 838 | (9,684) |
| 580-85 | Greenhouse | 1,000 | 1,309 | 309 | 1,000 | 1,309 | 309 |
| 600 | GENERAL USE | 70,602 | 54,814 | (15,788) | 77,228 | 60,514 | (16,714) |
| 610-15 | Assembly | 19,576 | 29,976 | 10,400 | 20,922 | 29,976 | 9,054 |
| 620-25 | Exhibition | 3,394 | 1,383 | (2,011) | 3,731 | 1,383 | (2,348) |
| 630-35 | Food Facility | 26,628 | 11,128 | (15,500) | 30,022 | 11,642 | (18,380) |
| 640-45 | No Allowance | | | | | | |
| 650-55 | Lounge | 9,510 | 9,925 | 415 | 10,722 | 15,030 | 4,308 |
| 660-65 | Merchandising | 3,494 | 150 | (3,344) | 3,831 | 231 | (3,600) |
| 670-75 | No Allowance | | | | | | |
| 680-85 | Meeting Room | 8,000 | 2,252 | (5,748) | 8,000 | 2,252 | (5,748) |
| 700 | SUPPORT | 38,484 | 17,228 | (21,256) | 43,249 | 11,184 | (32,065) |
| 710-15 | Data Processing | 3,466 | 6,864 | 3,398 | 3,971 | 6,807 | 2,836 |
| 720-25 | Shop/ Storage | 29,147 | 8,848 | (20,299) | 32,664 | 2,524 | (30,140) |
| 730-35 | Included w/ 720 | | | | | | |
| 740-45 | Included w/ 720 | | | | | | |
| 750-55 | Central Service | 5,288 | 1,308 | (3,980) | 5,961 | 1,645 | (4,316) |
| 760-65 | Hazmat Storage | 583 | 208 | (375) | 653 | 208 | (445) |
| 800 | HEALTH CARE | 1,258 | 0 | (1,258) | 1,392 | 0 | (1,392) |
| 900 | No Allowance | | | | | | |
| 050-090 | No Allowance | | | | | | |
| Total NASF: | | 758,393 | 703,937 | (54,456) | 849,922 | 762,121 | (87,801) |

**FALL 2019 FTDE, FTE and WSCH DERIVED FROM COLLEGE'S FALL 2019 S-6 WORKSHEET
DO NOT MANUALLY ENTER DATA IN BLUE-SHADED CELLS**

ONLY ON CAMPUS
PERMANENT SPACE SHOULD
BE INCLUDED ON THIS TABLE

SEE "SPACE ALLOCATION
GUIDELINES" SHEET FOR
FORMULAS AND DEFINITIONS

Credit Hours on off-campus sites not included.

| ENROLLMENT/ EMPLOYMENT STATISTICS | | ACTUAL | | FALL WSCH |
|---|--|------------------|------------------|-----------|
| | | Fall 2019 (S-6) | Fall 2029 (MHEC) | |
| FTDE-C | | 5,288 | 5,961 | |
| FTDE-N | | | | |
| FTDE-T | | 5,288 | 5,961 | 89838 |
| WSCH-Lec-C | | 43,103 | 48,589 | |
| WSCH-Lec-N | | | | |
| WSCH-Lec-T | | 43,103 | 48,589 | 48% |
| WSCH-Lab-C | | 46,735 | 52,683 | |
| WSCH-Lab-N | | | | |
| WSCH-Lab-T | | 46,735 | 52,683 | 52% |
| FTE | | 7,056 | 8,043 | |
| BVE | | 80,560 | 90,430 | |
| FT-Fac | | 279 | 315 | |
| FT-Libr | | 6 | 7 | |
| PT-Fac | | 463 | 522 | |
| FTEF | | 401 | 453 | |
| FT-Staff | | 651 | 734 | |
| PHC-T | | 3,170 | 3,574 | |
| | | | | |
| | | ACTUAL | PROJECTED | |
| | | Fall 2019 (MHEC) | Fall 2029 (MHEC) | |
| Headcount | | 13,941 | 15,467 | |

**Table 3
COMPUTATION OF SPACE NEEDS**

COLLEGE NAME: Montgomery College - All Campuses
Issued Date: July 26, 2020

| | | Takoma Park/Silver Spring | | | | | |
|----------------------|---------------------|---------------------------|----------------|--------------------|----------------|----------------|--------------------|
| HEGIS CODE | HEGIS CATEGORY | Need 2019 | Inventory 2019 | Surplus/ (Deficit) | Need 2029 | Inventory 2029 | Surplus/ (Deficit) |
| 100 (110-115) | CLASSROOM | 36,554 | 61,988 | 25,434 | 41,211 | 61,896 | 20,685 |
| 200 | LABORATORY | 159,286 | 88,754 | (70,532) | 179,581 | 121,603 | (57,978) |
| 210-15 | Class Laboratory | 149,660 | 85,506 | (64,154) | 168,728 | 116,694 | (52,034) |
| 220-25 | Open Laboratory | 9,626 | 3,248 | (6,378) | 10,853 | 4,909 | (5,944) |
| 250-55 | No Allowance | | | | | | |
| 300 | OFFICE | 78,546 | 90,574 | 12,028 | 88,320 | 100,672 | 12,352 |
| 310-15 | Office/ Conf. Room | 76,650 | 87,883 | 11,233 | 86,278 | 95,274 | 8,996 |
| 320-25 | Testing/Tutoring | 1,896 | 2,691 | 795 | 2,042 | 5,398 | 3,356 |
| 350-55 | Included w/ 310 | | | | | | |
| 400 | STUDY | 19,903 | 20,847 | 944 | 22,311 | 23,756 | 1,445 |
| 410-15 | Study | 14,325 | 4,843 | (9,482) | 16,150 | 7,752 | (8,398) |
| 420-30 | Stack/Study | 3,984 | 15,374 | 11,390 | 4,401 | 15,374 | 10,973 |
| 440-55 | Processing/Service | 1,594 | 630 | (964) | 1,760 | 630 | (1,130) |
| 500 | SPECIAL USE | 45,154 | 30,587 | (14,567) | 48,307 | 3,542 | (44,765) |
| 520-23 | Athletic | 41,920 | 27,612 | (14,308) | 44,840 | 0 | (44,840) |
| 530-35 | Media Production | 2,234 | 2,015 | (219) | 2,467 | 2,266 | (201) |
| 580-85 | Greenhouse | 1,000 | 960 | (40) | 1,000 | 1,276 | 276 |
| 600 | GENERAL USE | 41,613 | 49,079 | 7,466 | 44,799 | 52,619 | 7,820 |
| 610-15 | Assembly | 13,584 | 18,858 | 5,274 | 14,168 | 21,329 | 7,161 |
| 620-25 | Exhibition | 1,896 | 4,988 | 3,092 | 2,042 | 4,408 | 2,366 |
| 630-35 | Food Facility | 14,015 | 11,025 | (2,990) | 15,800 | 11,025 | (4,775) |
| 640-45 | No Allowance | | | | | | |
| 650-55 | Lounge | 4,122 | 8,489 | 4,367 | 4,647 | 9,325 | 4,678 |
| 660-65 | Merchandising | 1,996 | 3,967 | 1,971 | 2,142 | 3,967 | 1,825 |
| 670-75 | No Allowance | | | | | | |
| 680-85 | Meeting Room | 6,000 | 1,752 | (4,248) | 6,000 | 2,565 | (3,435) |
| 700 | SUPPORT | 22,340 | 59,015 | 36,675 | 24,115 | 57,973 | 33,858 |
| 710-15 | Data Processing | 2,500 | 9,448 | 6,948 | 2,500 | 9,448 | 6,948 |
| 720-25 | Shop/ Storage | 15,529 | 46,671 | 31,142 | 17,270 | 44,836 | 27,566 |
| 730-35 | Included w/ 720 | | | | | | |
| 740-45 | Included w/ 720 | | | | | | |
| 750-55 | Central Service | 4,000 | 2,754 | (1,246) | 4,000 | 3,527 | (473) |
| 760-65 | Hazmat Storage | 311 | 142 | (169) | 345 | 162 | (183) |
| 800 | HEALTH CARE | 658 | 0 | (658) | 717 | 0 | (717) |
| 900 | No Allowance | | | | | | |
| 050-090 | No Allowance | | | | | | |
| Total NASF: | | 404,054 | 400,844 | (3,210) | 449,361 | 422,061 | (27,300) |

**FALL 2019 FTDE, FTE and WSCH DERIVED FROM COLLEGE'S FALL 2019 S-6 WORKSHEET
DO NOT MANUALLY ENTER DATA IN BLUE-SHADED CELLS**

ONLY ON CAMPUS
PERMANENT SPACE SHOULD
BE INCLUDED ON THIS TABLE

SEE "SPACE ALLOCATION
GUIDELINES" SHEET FOR
FORMULAS AND DEFINITIONS

Credit Hours on off-campus sites not included.

| | | ACTUAL | PROJECTED | |
|--|------------|------------------|------------------|-----------|
| | | Fall 2019 (S-6) | Fall 2029 (MHEC) | |
| ENROLLMENT/ EMPLOYMENT STATISTICS | FTDE-C | 2,292 | 2,584 | |
| | FTDE-N | 0 | 0 | FALL WSCH |
| | FTDE-T | 2,292 | 2,584 | 45749 |
| | WSCH-Lec-C | 24,369 | 27,474 | |
| | WSCH-Lec-N | | | |
| | WSCH-Lec-T | 24,369 | 27,474 | 53% |
| | WSCH-Lab-C | 21,380 | 24,104 | |
| | WSCH-Lab-N | | | |
| | WSCH-Lab-T | 21,380 | 24,104 | 47% |
| | Employment | FTE | 2,984 | 3,401 |
| | BVE | 39,840 | 44,010 | |
| S-6 Worksheet | FT-Fac | 148 | 167 | |
| | FT-Libr | 3 | 3 | |
| N/A = | PT-Fac | 245 | 276 | |
| MHEC Data = | FTEF | 212 | 239 | |
| | FT-Staff | 243 | 274 | |
| | PHC-T | 1,374 | 1,549 | |
| Formulas = | | | | |
| | | #DIV/0! | | |
| | | | | |
| | | ACTUAL | PROJECTED | |
| | | Fall 2019 (MHEC) | Fall 2029 (MHEC) | |
| | Headcount | 6,491 | 7,201 | |

Table 4
COMPUTATION OF PARKING NEEDS

COLLEGE NAME: Montgomery College -All
 Campuses
 FY 2022 CIP (Due July 1, 2020)
 Issued Date: July 26, 2020

| PARKING CATEGORY | FACTOR | Need Current | | | |
|-----------------------|--------|--------------|--------------|-------------------------------|---------------|
| | | Germantown | Rockville | Takoma Park/ Silver Spring | Total College |
| FTDE-T | 0.75 | 1,466 | 3,966 | 1,719 | 7,151 |
| FT-Fac and FT-Staff | 0.75 | 224 | 698 | 293 | 1,215 |
| SUBTOTAL | | 1,690 | 4,664 | 2,012 | 8,366 |
| Visitors | 0.02 | 34 | 93 | 40 | 167 |
| REGULAR SPACES | | 1,724 | 4,757 | 2,052 | 8,533 |
| Reserved Accessible* | | 27 | 58 | 31 | 116 |
| ALL SPACES | | 1,751 | 4,815 | 2,083 | 8,649 |

* In addition to the regular parking spaces, the Americans with Disabilities Act requires reserved spaces for disabled individuals. Reserved accessible spaces shall conform to the requirements in the space allocation guidelines:

| TOTAL SPACES | REQUIRED ADA | TOTAL SPACES | REQUIRED ADA |
|--------------|--------------|--------------|--------------------|
| <= 25 | 1 | 201 - 300 | 7 |
| 26 - 50 | 2 | 310 - 400 | 8 |
| 51 - 75 | 3 | 410 - 500 | 9 |
| 76 - 100 | 4 | 501 - 1,000 | 2% of total |
| 101 - 150 | 5 | > 1,000 | 20 plus 1 for each |
| 151 - 200 | 6 | | 100 beyond 1,000 |

ONLY PARKING FOR
 ON CAMPUS SPACE SHOULD
 BE INCLUDED ON THIS TABLE

"NEED" DATA FOR RESERVED
 ACCESSIBLE SPACES MUST
 ENTERED MANUALLY USING
 THE ABOVE ADA GUIDELINES

"NEED" DATA FOR ALL OTHER
 CATEGORIES ARE ENTERED
 AUTOMATICALLY FROM THE
 ENROLLMENT/EMPLOYMENT
 STATISTICS ON TABLE 3

Table 4
COMPUTATION OF PARKING NEEDS
COLLEGE NAME: Montgomery College
Campuses
FY 2022 CIP (Due July 1, 2020) Issued
Date: July 26, 2020

| PARKING CATEGORY | 2019 Inventory | | | | Surplus/ Deficit | | | |
|-----------------------|----------------|--------------|----------------------------|---------------|------------------|--------------|----------------------------|----------------|
| | Germantown | Rockville | Takoma Park/ Silver Spring | Total College | Germantown | Rockville | Takoma Park/ Silver Spring | Total College |
| FTDE-T | 1,400 | 3,323 | 816 | 5,539 | (66) | (643) | (903) | (1,612) |
| FT-Fac and FT-Staff | 183 | 579 | 341 | 1,103 | (41) | (119) | 48 | (112) |
| SUBTOTAL | 1,583 | 3,902 | 1,157 | 6,642 | (107) | (762) | (855) | (1,724) |
| Visitors | 10 | 70 | 20 | 100 | (24) | (23) | (20) | (67) |
| REGULAR SPACES | 1,593 | 3,972 | 1,177 | 6,742 | (131) | (785) | (875) | (1,791) |
| Reserved Accessible* | 47 | 98 | 59 | 204 | 20 | 40 | 28 | 88 |
| ALL SPACES | 1,640 | 4,070 | 1,236 | 6,946 | (111) | (745) | (847) | (1,703) |

ONLY PARKING FOR
ON CAMPUS SPACE SHOULD
BE INCLUDED ON THIS TABLE

"NEED" DATA FOR RESERVED
ACCESSIBLE SPACES MUST ENTERED
MANUALLY USING
THE ABOVE ADA GUIDELINES

"NEED" DATA FOR ALL OTHER
CATEGORIES ARE ENTERED
AUTOMATICALLY FROM THE
ENROLLMENT/EMPLOYMENT
STATISTICS ON TABLE 3

Table 4
COMPUTATION OF PARKING NEEDS
COLLEGE NAME: Montgomery College
Campuses
FY 2022 CIP (Due July 1, 2020) Issued
Date: July 26, 2020

| PARKING CATEGORY | Need 10 years | | | | Inventory 2029 | | | |
|-----------------------|---------------|--------------|----------------------------|---------------|----------------|--------------|----------------------------|---------------|
| | Germantown | Rockville | Takoma Park/ Silver Spring | Total College | Germantown | Rockville | Takoma Park/ Silver Spring | Total College |
| FTDE-T | 1,653 | 4,471 | 1,938 | 8,062 | 1,300 | 3,403 | 816 | 5,519 |
| FT-Fac and FT-Staff | 253 | 787 | 331 | 1,371 | 183 | 579 | 376 | 1,138 |
| SUBTOTAL | 1,906 | 5,258 | 2,269 | 9,433 | 1,692 | 3,602 | 1,192 | 6,486 |
| Visitors | 38 | 105 | 45 | 188 | 10 | 70 | 20 | 100 |
| REGULAR SPACES | 1,944 | 5,363 | 2,314 | 9,621 | 1,695 | 3,617 | 1,212 | 6,524 |
| Reserved Accessible* | 29 | 64 | 33 | 126 | 47 | 98 | 59 | 204 |
| ALL SPACES | 1,973 | 5,427 | 2,347 | 9,747 | 1,738 | 3,694 | 1,271 | 6,703 |

ONLY PARKING FOR
ON CAMPUS SPACE SHOULD
BE INCLUDED ON THIS TABLE

"NEED" DATA FOR RESERVED
ACCESSIBLE SPACES MUST
ENTERED MANUALLY USING
THE ABOVE ADA GUIDELINES

"NEED" DATA FOR ALL OTHER
CATEGORIES ARE ENTERED
AUTOMATICALLY FROM THE
ENROLLMENT/EMPLOYMENT
STATISTICS ON TABLE 3

Table 4
COMPUTATION OF PARKING NEEDS
COLLEGE NAME: Montgomery Colleg
Campuses
FY 2022 CIP (Due July 1, 2020)
Issued Date: July 26, 2020

| PARKING CATEGORY | Surplus / (Deficit) 2029 | | | |
|-----------------------|--------------------------|----------------|----------------------------|----------------|
| | Germantown | Rockville | Takoma Park/ Silver Spring | Total College |
| FTDE-T | (353) | (1,068) | (1,122) | (2,543) |
| FT-Fac and FT-Staff | (70) | (208) | 45 | (233) |
| SUBTOTAL | (423) | (1,276) | (1,077) | (2,776) |
| Visitors | (28) | (35) | (25) | (88) |
| REGULAR SPACES | (451) | (1,311) | (1,102) | (2,864) |
| Reserved Accessible* | 18 | 34 | 26 | 78 |
| ALL SPACES | (433) | (1,277) | (1,076) | (2,786) |

ONLY PARKING FOR
ON CAMPUS SPACE SHOULD
BE INCLUDED ON THIS TABLE

"NEED" DATA FOR RESERVED
ACCESSIBLE SPACES MUST
ENTERED MANUALLY USING
THE ABOVE ADA GUIDELINES

"NEED" DATA FOR ALL OTHER
CATEGORIES ARE ENTERED
AUTOMATICALLY FROM THE
ENROLLMENT/EMPLOYMENT
STATISTICS ON TABLE 3

**Table 1
FACILITIES INVENTORY BY BUILDING**

**USE INVENTORY DATA FROM FACILITIES
INVENTORY REPORT - Submitted to MHEC APRIL 1, 2020**

COLLEGE NAME: Montgomery College - Germantown Campus
FY 2022 CIP (Due July 1, 2020)
Issued Date: July 26, 2020

| HEGIS CODE | HEGIS CATEGORY | Oldest -----> | | | | |
|----------------------|-------------------------|----------------------------|-----------------------------|--------------------|----------------------------|------------------------|
| | | Year Constructed | 1978 | 1978 | 1980 | 1983 |
| | | 1 | 2 | 3 | 4 | 5 |
| | | Humanities & Soc. Sciences | Student Affairs and Science | Physical Education | Storage, Grds Vehicle Rep. | Paul Peck Acad. Innov. |
| 100 (110-115) | CLASSROOM | 10,498 | 0 | 655 | 0 | 4,142 |
| 200 | LABORATORY | 5,387 | 0 | 0 | 0 | 797 |
| 210-15 | Class Laboratory | 3,273 | 0 | 0 | 0 | 797 |
| 220-25 | Open Laboratory | 2,114 | 0 | 0 | 0 | 0 |
| 250-55 | Research Lab. | 0 | 0 | 0 | 0 | 0 |
| 300 | OFFICE | 11,185 | 15,529 | 973 | 789 | 13,172 |
| 310-15 | Office/ Conf. Room | 11,185 | 14,555 | 973 | 789 | 10,681 |
| 320-25 | Testing/Tutoring | 0 | 974 | 0 | 0 | 2,491 |
| 350-55 | Included w/ 310 | 0 | 0 | 0 | 0 | 0 |
| 400 | STUDY | 13,788 | 0 | 0 | 0 | 0 |
| 410-15 | Study | 982 | 0 | 0 | 0 | 0 |
| 420-30 | Stack/Study | 10,293 | 0 | 0 | 0 | 0 |
| 440-55 | Processing/Service | 2,513 | 0 | 0 | 0 | 0 |
| 500 | SPECIAL USE | 736 | 131 | 27,581 | 0 | 617 |
| 520-23 | Athletic | 0 | 0 | 27,490 | 0 | 0 |
| 530-35 | Media Production | 736 | 131 | 91 | 0 | 617 |
| 580-85 | Greenhouse | 0 | 0 | 0 | 0 | 0 |
| 600 | GENERAL USE | 4,514 | 0 | 0 | 0 | 299 |
| 610-15 | Assembly | 0 | 0 | 0 | 0 | 0 |
| 620-25 | Exhibition | 0 | 0 | 0 | 0 | 0 |
| 630-35 | Food Facility | 4,281 | 0 | 0 | 0 | 0 |
| 640-45 | Day Care | 0 | 0 | 0 | 0 | 0 |
| 650-55 | Lounge | 182 | 0 | 0 | 0 | 299 |
| 660-65 | Merchandising | 51 | 0 | 0 | 0 | 0 |
| 670-75 | Recreation | 0 | 0 | 0 | 0 | 0 |
| 680-85 | Meeting Room | 0 | 0 | 0 | 0 | 0 |
| 700 | SUPPORT | 2,462 | 626 | 0 | 6,188 | 1,025 |
| 710-15 | Data Processing | 0 | 181 | 0 | 0 | 341 |
| 720-25 | Shop | 2,462 | 0 | 0 | 0 | 0 |
| 730-35 | Central Storage | 0 | 213 | 0 | 4,082 | 0 |
| 740-45 | Vehicle Storage | 0 | 0 | 0 | 2,106 | 0 |
| 750-55 | Central Service | 0 | 231 | 0 | 0 | 684 |
| 760-65 | Hazmat Storage | 0 | 0 | 0 | 0 | 0 |
| 800 | HEALTH CARE | 0 | 0 | 0 | 0 | 0 |
| 900 | RESIDENTIAL | 0 | 0 | 0 | 0 | 0 |
| 050 | INACTIVE AREA | 0 | 38,811 | 0 | 0 | 0 |
| 060 | ALTER. OR CONV. | 0 | 0 | 0 | 0 | 0 |
| 070 | UNFINISHED AREA | 0 | 0 | 0 | 0 | 0 |
| 090 | OTHER ORG. USAGE | 1,865 | 0 | 0 | 0 | 32,482 |
| | Total NASF: | 50,435 | 55,097 | 29,209 | 6,977 | 52,534 |
| | Total GSF: | 75,700 | 65,146 | 36,770 | 7,202 | 68,826 |
| | Efficiency (%): | 0.67 | 0.85 | 0.79 | 0.97 | 0.76 |

Montgomery county leases 32,482 SF (Other Org. Usage) in the Paul Peck Academic and Innovation Building from the college

ON-CAMPUS PERMANENT SPACE: Space directly related to market-driven conditions (choice of location, not force of location). Includes owned and leased space on the main campus and all off-site locations, provided the space is permanent and dedicated to the college.

ON-CAMPUS OVERFLOW SPACE: Space directly related to overflow conditions (when the college is unable to accommodate on-campus demand). Shared space, such as in K-12 or community facilities, is generally considered overflow.

Table 1
FACILITIES INVENTORY BY BUILDING

USE INVENTORY DATA FROM FACILITIES
INVENTORY REPORT - Submitted to MHEC APRIL 1, 2020

COLLEGE NAME: Montgomery College - Germantown Campus
FY 2022 CIP (Due July 1, 2020)
Issued Date: July 26, 2020

| HEGIS CODE | HEGIS CATEGORY | Year Constructed | Newest | | | |
|----------------------|-------------------------|------------------------|------------------------------|--------------------------|----------------------|------------------------------|
| | | 1991 | 1995 | 2012 | 2012 | 2014 |
| | | 6 | 7 | 8 | 9 | 10 |
| | | Tennis/Basb Storage | High Tech. & Science Ctr. | Greenhouse Structures | Child Care Center | Bioscience Education Ctr. |
| 100 (110-115) | CLASSROOM | 0 | 6,039 | 0 | 0 | 3,895 |
| 200 | LABORATORY | 0 | 20,605 | 0 | 0 | 48,173 |
| 210-15 | Class Laboratory | 0 | 20,605 | 0 | 0 | 43,324 |
| 220-25 | Open Laboratory | 0 | 0 | 0 | 0 | 4,849 |
| 250-55 | Research Lab. | 0 | 0 | 0 | 0 | 0 |
| 300 | OFFICE | 0 | 7,367 | 0 | 320 | 10,024 |
| 310-15 | Office/ Conf. Room | 0 | 7,105 | 0 | 163 | 9,180 |
| 320-25 | Testing/Tutoring | 0 | 262 | 0 | 157 | 844 |
| 350-55 | Included w/ 310 | 0 | 0 | 0 | 0 | 0 |
| 400 | STUDY | 0 | 0 | 0 | 0 | 0 |
| 410-15 | Study | 0 | 0 | 0 | 0 | 0 |
| 420-30 | Stack/Study | 0 | 0 | 0 | 0 | 0 |
| 440-55 | Processing/Service | 0 | 0 | 0 | 0 | 0 |
| 500 | SPECIAL USE | 371 | 0 | 4,283 | 0 | 286 |
| 520-23 | Athletic | 371 | 0 | 0 | 0 | 0 |
| 530-35 | Media Production | 0 | 0 | 0 | 0 | 286 |
| 580-85 | Greenhouse | 0 | 0 | 4,283 | 0 | 0 |
| 600 | GENERAL USE | 0 | 7,767 | 0 | 3,245 | 11,673 |
| 610-15 | Assembly | 0 | 5,823 | 0 | 0 | 0 |
| 620-25 | Exhibition | 0 | 0 | 0 | 0 | 0 |
| 630-35 | Food Facility | 0 | 0 | 0 | 0 | 657 |
| 640-45 | Day Care | 0 | 0 | 0 | 3,245 | 0 |
| 650-55 | Lounge | 0 | 1,541 | 0 | 0 | 1,515 |
| 660-65 | Merchandising | 0 | 403 | 0 | 0 | 239 |
| 670-75 | Recreation | 0 | 0 | 0 | 0 | 0 |
| 680-85 | Meeting Room | 0 | 0 | 0 | 0 | 9,262 |
| 700 | SUPPORT | 0 | 728 | 0 | 0 | 4,448 |
| 710-15 | Data Processing | 0 | 728 | 0 | 0 | 0 |
| 720-25 | Shop | 0 | 0 | 0 | 0 | 1,321 |
| 730-35 | Central Storage | 0 | 0 | 0 | 0 | 3,127 |
| 740-45 | Vehicle Storage | 0 | 0 | 0 | 0 | 0 |
| 750-55 | Central Service | 0 | 0 | 0 | 0 | 0 |
| 760-65 | Hazmat Storage | 0 | 0 | 0 | 0 | 0 |
| 800 | HEALTH CARE | 0 | 0 | 0 | 0 | 0 |
| 900 | RESIDENTIAL | 0 | 0 | 0 | 0 | 0 |
| 050 | INACTIVE AREA | 0 | 0 | 0 | 0 | 0 |
| 060 | ALTER. OR CONV. | 0 | 0 | 0 | 0 | 0 |
| 070 | UNFINISHED AREA | 0 | 0 | 0 | 0 | 0 |
| 090 | OTHER ORG. USAGE | 0 | 0 | 0 | 0 | 0 |
| | Total NASF: | 371 | 42,506 | 4,283 | 3,565 | 78,499 |
| | Total GSF: | 450 | 75,542 | 4,562 | 5,535 | 139,985 |
| | Efficiency (%): | 0.82 | 0.56 | 0.94 | 0.64 | 0.56 |

ON-CAMPUS PERMANENT SPACE: Space directly related to market-driven conditions (choice of location, not force of location). Includes owned and leased space on the main campus and all off-site locations, provided the space is permanent and dedicated to the college.

ON-CAMPUS OVERFLOW SPACE: Space directly related to overflow conditions (when the college is unable to accommodate on-campus demand). Shared space, such as in K-12 or community facilities, is generally considered overflow.

Table 1
FACILITIES INVENTORY BY BUILDING

USE INVENTORY DATA FROM FACILITIES
INVENTORY REPORT - Submitted to MHEC APRIL 1, 2020

COLLEGE NAME: Montgomery College - Germantown Campus
FY 2022 CIP (Due July 1, 2020)
Issued Date: July 26, 2020

| HEGIS CODE | HEGIS CATEGORY | Year Constructed | Fall 2019 | On-Campus Overflow | Fall 2019 | |
|----------------------|-------------------------|------------------------------------|-----------------------|-----------------------------------|-----------------------------|--|
| | | Subtotal On Campus Permanent | 1 Building Name | Subtotal On Campus Overflow | Total On Campus Space | |
| 100 (110-115) | CLASSROOM | 25,229 | 0 | 0 | 25,229 | |
| 200 | LABORATORY | 74,962 | 0 | 0 | 74,962 | |
| 210-15 | Class Laboratory | 67,999 | 0 | 0 | 67,999 | |
| 220-25 | Open Laboratory | 6,963 | 0 | 0 | 6,963 | |
| 250-55 | Research Lab. | 0 | 0 | 0 | 0 | |
| 300 | OFFICE | 59,360 | 0 | 0 | 59,360 | |
| 310-15 | Office/ Conf. Room | 54,632 | 0 | 0 | 54,632 | |
| 320-25 | Testing/Tutoring | 4,728 | 0 | 0 | 4,728 | |
| 350-55 | Included w/ 310 | 0 | 0 | 0 | 0 | |
| 400 | STUDY | 13,788 | 0 | 0 | 13,788 | |
| 410-15 | Study | 982 | 0 | 0 | 982 | |
| 420-30 | Stack/Study | 10,293 | 0 | 0 | 10,293 | |
| 440-55 | Processing/Service | 2,513 | 0 | 0 | 2,513 | |
| 500 | SPECIAL USE | 34,005 | 0 | 0 | 34,005 | |
| 520-23 | Athletic | 27,861 | 0 | 0 | 27,861 | |
| 530-35 | Media Production | 1,861 | 0 | 0 | 1,861 | |
| 580-85 | Greenhouse | 4,283 | 0 | 0 | 4,283 | |
| 600 | GENERAL USE | 27,498 | 0 | 0 | 27,498 | |
| 610-15 | Assembly | 5,823 | 0 | 0 | 5,823 | |
| 620-25 | Exhibition | 0 | 0 | 0 | 0 | |
| 630-35 | Food Facility | 4,938 | 0 | 0 | 4,938 | |
| 640-45 | Day Care | 3,245 | 0 | 0 | 3,245 | |
| 650-55 | Lounge | 3,537 | 0 | 0 | 3,537 | |
| 660-65 | Merchandising | 693 | 0 | 0 | 693 | |
| 670-75 | Recreation | 0 | 0 | 0 | 0 | |
| 680-85 | Meeting Room | 9,262 | 0 | 0 | 9,262 | |
| 700 | SUPPORT | 15,476 | 0 | 0 | 15,476 | |
| 710-15 | Data Processing | 1,250 | 0 | 0 | 1,250 | |
| 720-25 | Shop | 3,783 | 0 | 0 | 3,783 | |
| 730-35 | Central Storage | 7,422 | 0 | 0 | 7,422 | |
| 740-45 | Vehicle Storage | 2,106 | 0 | 0 | 2,106 | |
| 750-55 | Central Service | 915 | 0 | 0 | 915 | |
| 760-65 | Hazmat Storage | 0 | 0 | 0 | 0 | |
| 800 | HEALTH CARE | 0 | 0 | 0 | 0 | |
| 900 | RESIDENTIAL | 0 | 0 | 0 | 0 | |
| 050 | INACTIVE AREA | 38,811 | 0 | 0 | 38,811 | |
| 060 | ALTER. OR CONV. | 0 | 0 | 0 | 0 | |
| 070 | UNFINISHED AREA | 0 | 0 | 0 | 0 | |
| 090 | OTHER ORG. USAGE | 34,347 | 0 | 0 | 34,347 | |
| | Total NASF: | 323,476 | 0 | 0 | 323,476 | |
| | Total GSF: | 479,718 | 0 | 0 | 479,718 | |
| | Efficiency (%): | 0.67 | 0 | 0 | 0.67 | |

ON-CAMPUS PERMANENT SPACE: Space directly related to market-driven conditions (choice of location, not force of location). Includes owned and leased space on the main campus and all off-site locations, provided the space is permanent and dedicated to the college.

ON-CAMPUS OVERFLOW SPACE: Space directly related to overflow conditions (when the college is unable to accommodate on-campus demand). Shared space, such as in K-12 or community facilities, is generally considered overflow.

**Table 2
FACILITIES INVENTORY CHANGES**

COLLEGE NAME: Montgomery College -
Germantown Campus
FY 2022 CIP (Due July 1, 2020)
Issued Date: July 26, 2020

| HEGIS CODE | HEGIS CATEGORY | July 2020 Before G- SA (Gains/ (Losses) | Gains/(Losses) | Fall 2021 (Gains/ (Losses) | Project Name | Fall 2022 After Gains/ (Losses) |
|----------------------|-------------------------|--|-----------------|----------------------------------|--------------|--|
| 100 (110-115) | CLASSROOM | 25,229 | 1,431 | 26,660 | 0 | 26,660 |
| 200 | LABORATORY | 74,962 | 20,132 | 95,094 | 0 | 95,094 |
| 210-15 | Class Laboratory | 67,999 | 20,132 | 88,131 | 0 | 88,131 |
| 220-25 | Open Laboratory | 6,963 | 0 | 6,963 | 0 | 6,963 |
| 250-55 | Research Lab. | 0 | 0 | 0 | 0 | 0 |
| 300 | OFFICE | 59,360 | 7,578 | 66,938 | 0 | 66,938 |
| 310-15 | Office/ Conf. Room | 54,632 | 6,829 | 61,461 | 0 | 61,461 |
| 320-25 | Testing/Tutoring | 4,728 | 0 | 4,728 | 0 | 4,728 |
| 350-55 | <i>Included w/ 310</i> | 0 | 749 | 749 | 0 | 749 |
| 400 | STUDY | 13,788 | 2,498 | 16,286 | 0 | 16,286 |
| 410-15 | Study | 982 | 2,498 | 3,480 | 0 | 3,480 |
| 420-30 | Stack/Study | 10,293 | 0 | 10,293 | 0 | 10,293 |
| 440-55 | Processing/Service | 2,513 | 0 | 2,513 | 0 | 2,513 |
| 500 | SPECIAL USE | 34,005 | 0 | 34,005 | 0 | 34,005 |
| 520-23 | Athletic | 27,861 | 0 | 27,861 | 0 | 27,861 |
| 530-35 | Media Production | 1,861 | 0 | 1,861 | 0 | 1,861 |
| 580-85 | Greenhouse | 4,283 | 0 | 4,283 | 0 | 4,283 |
| 600 | GENERAL USE | 27,498 | 3,368 | 30,866 | 0 | 30,866 |
| 610-15 | Assembly | 5,823 | 0 | 5,823 | 0 | 5,823 |
| 620-25 | Exhibition | 0 | 0 | 0 | 0 | 0 |
| 630-35 | Food Facility | 4,938 | 140 | 5,078 | 0 | 5,078 |
| 640-45 | Day Care | 3,245 | 0 | 3,245 | 0 | 3,245 |
| 650-55 | Lounge | 3,537 | 3,228 | 6,765 | 0 | 6,765 |
| 660-65 | Merchandising | 693 | 0 | 693 | 0 | 693 |
| 670-75 | Recreation | 0 | 0 | 0 | 0 | 0 |
| 680-85 | Meeting Room | 9,262 | 0 | 9,262 | 0 | 9,262 |
| 700 | SUPPORT | 15,476 | 1,899 | 17,375 | 0 | 17,375 |
| 710-15 | Data Processing | 1,250 | 0 | 1,250 | 0 | 1,250 |
| 720-25 | Shop | 3,783 | 0 | 3,783 | 0 | 3,783 |
| 730-35 | Central Storage | 7,422 | 1,478 | 8,900 | 0 | 8,900 |
| 740-45 | Vehicle Storage | 2,106 | 0 | 2,106 | 0 | 2,106 |
| 750-55 | Central Service | 915 | 421 | 1,336 | 0 | 1,336 |
| 760-65 | Hazmat Storage | 0 | 0 | 0 | 0 | 0 |
| 800 | HEALTH CARE | 0 | 0 | 0 | 0 | 0 |
| 900 | RESIDENTIAL | 0 | 0 | 0 | 0 | 0 |
| 050 | INACTIVE AREA | 38,811 | (38,811) | 0 | 0 | 0 |
| 060 | ALTER. OR CONV. | 0 | 0 | 0 | 0 | 0 |
| 070 | UNFINISHED AREA | 0 | 1,980 | 1,980 | 0 | 1,980 |
| 090 | OTHER ORG. USAGE | 34,347 | 0 | 34,347 | 0 | 34,347 |
| Total NASF: | | 323,476 | 75 | 323,551 | 0 | 323,551 |

THIS TABLE MUST BE
TAILORED FOR COLLEGE-
SPECIFIC PROGRAMS

**Table 2
FACILITIES INVENTORY CHANGES**

COLLEGE NAME: Montgomery College -
Germantown Campus
FY 2022 CIP (Due July 1, 2020)
Issued Date: July 26, 2020

| HEGIS CODE | HEGIS CATEGORY | Fall 2023 | | Fall 2024 | | Fall 2025 | |
|----------------------|-------------------------|---|-----------------------------|---|-----------------------------|---|-----------------------------|
| | | Project Name Building Name Gains/(Losses) | After Gains/ (Losses) | Project Name Building Name Gains/(Losses) | After Gains/ (Losses) | Project Name Building Name Gains/(Losses) | After Gains/ (Losses) |
| 100 (110-115) | CLASSROOM | 0 | 26,660 | 0 | 26,660 | 0 | 26,660 |
| 200 | LABORATORY | 0 | 95,094 | 0 | 95,094 | 0 | 95,094 |
| 210-15 | Class Laboratory | 0 | 88,131 | 0 | 88,131 | 0 | 88,131 |
| 220-25 | Open Laboratory | 0 | 6,963 | 0 | 6,963 | 0 | 6,963 |
| 250-55 | Research Lab. | 0 | 0 | 0 | 0 | 0 | 0 |
| 300 | OFFICE | 0 | 66,938 | 0 | 66,938 | 0 | 66,938 |
| 310-15 | Office/ Conf. Room | 0 | 61,461 | 0 | 61,461 | 0 | 61,461 |
| 320-25 | Testing/Tutoring | 0 | 4,728 | 0 | 4,728 | 0 | 4,728 |
| 350-55 | <i>Included w/ 310</i> | 0 | 749 | 0 | 749 | 0 | 749 |
| 400 | STUDY | 0 | 16,286 | 0 | 16,286 | 0 | 16,286 |
| 410-15 | Study | 0 | 3,480 | 0 | 3,480 | 0 | 3,480 |
| 420-30 | Stack/Study | 0 | 10,293 | 0 | 10,293 | 0 | 10,293 |
| 440-55 | Processing/Service | 0 | 2,513 | 0 | 2,513 | 0 | 2,513 |
| 500 | SPECIAL USE | 0 | 34,005 | 0 | 34,005 | 0 | 34,005 |
| 520-23 | Athletic | 0 | 27,861 | 0 | 27,861 | 0 | 27,861 |
| 530-35 | Media Production | 0 | 1,861 | 0 | 1,861 | 0 | 1,861 |
| 580-85 | Greenhouse | 0 | 4,283 | 0 | 4,283 | 0 | 4,283 |
| 600 | GENERAL USE | 0 | 30,866 | 0 | 30,866 | 0 | 30,866 |
| 610-15 | Assembly | 0 | 5,823 | 0 | 5,823 | 0 | 5,823 |
| 620-25 | Exhibition | 0 | 0 | 0 | 0 | 0 | 0 |
| 630-35 | Food Facility | 0 | 5,078 | 0 | 5,078 | 0 | 5,078 |
| 640-45 | Day Care | 0 | 3,245 | 0 | 3,245 | 0 | 3,245 |
| 650-55 | Lounge | 0 | 6,765 | 0 | 6,765 | 0 | 6,765 |
| 660-65 | Merchandising | 0 | 693 | 0 | 693 | 0 | 693 |
| 670-75 | Recreation | 0 | 0 | 0 | 0 | 0 | 0 |
| 680-85 | Meeting Room | 0 | 9,262 | 0 | 9,262 | 0 | 9,262 |
| 700 | SUPPORT | 0 | 17,375 | 0 | 17,375 | 0 | 17,375 |
| 710-15 | Data Processing | 0 | 1,250 | 0 | 1,250 | 0 | 1,250 |
| 720-25 | Shop | 0 | 3,783 | 0 | 3,783 | 0 | 3,783 |
| 730-35 | Central Storage | 0 | 8,900 | 0 | 8,900 | 0 | 8,900 |
| 740-45 | Vehicle Storage | 0 | 2,106 | 0 | 2,106 | 0 | 2,106 |
| 750-55 | Central Service | 0 | 1,336 | 0 | 1,336 | 0 | 1,336 |
| 760-65 | Hazmat Storage | 0 | 0 | 0 | 0 | 0 | 0 |
| 800 | HEALTH CARE | 0 | 0 | 0 | 0 | 0 | 0 |
| 900 | RESIDENTIAL | 0 | 0 | 0 | 0 | 0 | 0 |
| 050 | INACTIVE AREA | 0 | 0 | 0 | 0 | 0 | 0 |
| 060 | ALTER. OR CONV. | 0 | 0 | 0 | 0 | 0 | 0 |
| 070 | UNFINISHED AREA | 0 | 1,980 | 0 | 1,980 | 0 | 1,980 |
| 090 | OTHER ORG. USAGE | 0 | 34,347 | 0 | 34,347 | 0 | 34,347 |
| | Total NASF: | 0 | 323,551 | 0 | 323,551 | 0 | 323,551 |

THIS TABLE MUST BE
 TAILORED FOR COLLEGE-
 SPECIFIC PROGRAMS

**Table 2
FACILITIES INVENTORY CHANGES**

COLLEGE NAME: Montgomery College -
Germantown Campus
FY 2022 CIP (Due July 1, 2020)
Issued Date: July 26, 2020

| HEGIS CODE | HEGIS CATEGORY | Project Name Building Name Gains/(Losses) | Fall 2026 After Gains/ (Losses) | G-Student Services | Fall 2027 After Gains/ (Losses) | | Fall 2028 After Gains/ (Losses) |
|----------------------|-------------------------|---|--|-----------------------|--|----------|--|
| 100 (110-115) | CLASSROOM | 0 | 26,660 | 1,260 | 27,920 | 0 | 27,920 |
| 200 | LABORATORY | 0 | 95,094 | 7,930 | 103,024 | 0 | 103,024 |
| 210-15 | Class Laboratory | 0 | 88,131 | 7,930 | 96,061 | 0 | 96,061 |
| 220-25 | Open Laboratory | 0 | 6,963 | 0 | 6,963 | 0 | 6,963 |
| 250-55 | Research Lab. | 0 | 0 | 0 | 0 | 0 | 0 |
| 300 | OFFICE | 0 | 66,938 | 39,212 | 106,150 | 0 | 106,150 |
| 310-15 | Office/ Conf. Room | 0 | 61,461 | 39,212 | 100,673 | 0 | 100,673 |
| 320-25 | Testing/Tutoring | 0 | 4,728 | 0 | 4,728 | 0 | 4,728 |
| 350-55 | <i>Included w/ 310</i> | 0 | 749 | 0 | 749 | 0 | 749 |
| 400 | STUDY | 0 | 16,286 | 9,730 | 26,016 | 0 | 26,016 |
| 410-15 | Study | 0 | 3,480 | 9,730 | 13,210 | 0 | 13,210 |
| 420-30 | Stack/Study | 0 | 10,293 | 0 | 10,293 | 0 | 10,293 |
| 440-55 | Processing/Service | 0 | 2,513 | 0 | 2,513 | 0 | 2,513 |
| 500 | SPECIAL USE | 0 | 34,005 | 0 | 34,005 | 0 | 34,005 |
| 520-23 | Athletic | 0 | 27,861 | 0 | 27,861 | 0 | 27,861 |
| 530-35 | Media Production | 0 | 1,861 | 0 | 1,861 | 0 | 1,861 |
| 580-85 | Greenhouse | 0 | 4,283 | 0 | 4,283 | 0 | 4,283 |
| 600 | GENERAL USE | 0 | 30,866 | 19,573 | 50,439 | 0 | 50,439 |
| 610-15 | Assembly | 0 | 5,823 | 0 | 5,823 | 0 | 5,823 |
| 620-25 | Exhibition | 0 | 0 | 0 | 0 | 0 | 0 |
| 630-35 | Food Facility | 0 | 5,078 | 15,543 | 20,621 | 0 | 20,621 |
| 640-45 | Day Care | 0 | 3,245 | 0 | 3,245 | 0 | 3,245 |
| 650-55 | Lounge | 0 | 6,765 | 4,030 | 10,795 | 0 | 10,795 |
| 660-65 | Merchandising | 0 | 693 | 0 | 693 | 0 | 693 |
| 670-75 | Recreation | 0 | 0 | 0 | 0 | 0 | 0 |
| 680-85 | Meeting Room | 0 | 9,262 | 0 | 9,262 | 0 | 9,262 |
| 700 | SUPPORT | 0 | 17,375 | 2,800 | 20,175 | 0 | 20,175 |
| 710-15 | Data Processing | 0 | 1,250 | 0 | 1,250 | 0 | 1,250 |
| 720-25 | Shop | 0 | 3,783 | 0 | 3,783 | 0 | 3,783 |
| 730-35 | Central Storage | 0 | 8,900 | 2,800 | 11,700 | 0 | 11,700 |
| 740-45 | Vehicle Storage | 0 | 2,106 | 0 | 2,106 | 0 | 2,106 |
| 750-55 | Central Service | 0 | 1,336 | 0 | 1,336 | 0 | 1,336 |
| 760-65 | Hazmat Storage | 0 | 0 | 0 | 0 | 0 | 0 |
| 800 | HEALTH CARE | 0 | 0 | 0 | 0 | 0 | 0 |
| 900 | RESIDENTIAL | 0 | 0 | 0 | 0 | 0 | 0 |
| 050 | INACTIVE AREA | 0 | 0 | 0 | 0 | 0 | 0 |
| 060 | ALTER. OR CONV. | 0 | 0 | 0 | 0 | 0 | 0 |
| 070 | UNFINISHED AREA | 0 | 1,980 | 0 | 1,980 | 0 | 1,980 |
| 090 | OTHER ORG. USAGE | 0 | 34,347 | 2,420 | 36,767 | 0 | 36,767 |
| | Total NASF: | 0 | 323,551 | 82,925 | 406,476 | 0 | 406,476 |

THIS TABLE MUST BE
 TAILORED FOR COLLEGE-
 SPECIFIC PROGRAMS

**Table 2
FACILITIES INVENTORY CHANGES**

COLLEGE NAME: Montgomery College -
Germantown Campus
FY 2022 CIP (Due July 1, 2020)
Issued Date: July 26, 2020

| HEGIS CODE | HEGIS CATEGORY | [Project Name] Building Name Gains/(Losses) | Fall 2029 After Gains/ (Losses) |
|----------------------|-------------------------|---|--|
| 100 (110-115) | CLASSROOM | 0 | 27,920 |
| 200 | LABORATORY | 0 | 103,024 |
| 210-15 | Class Laboratory | 0 | 96,061 |
| 220-25 | Open Laboratory | 0 | 6,963 |
| 250-55 | Research Lab. | 0 | 0 |
| 300 | OFFICE | 0 | 106,150 |
| 310-15 | Office/ Conf. Room | 0 | 100,673 |
| 320-25 | Testing/Tutoring | 0 | 4,728 |
| 350-55 | <i>Included w/ 310</i> | 0 | 749 |
| 400 | STUDY | 0 | 26,016 |
| 410-15 | Study | 0 | 13,210 |
| 420-30 | Stack/Study | 0 | 10,293 |
| 440-55 | Processing/Service | 0 | 2,513 |
| 500 | SPECIAL USE | 0 | 34,005 |
| 520-23 | Athletic | 0 | 27,861 |
| 530-35 | Media Production | 0 | 1,861 |
| 580-85 | Greenhouse | 0 | 4,283 |
| 600 | GENERAL USE | 0 | 50,439 |
| 610-15 | Assembly | 0 | 5,823 |
| 620-25 | Exhibition | 0 | 0 |
| 630-35 | Food Facility | 0 | 20,621 |
| 640-45 | Day Care | 0 | 3,245 |
| 650-55 | Lounge | 0 | 10,795 |
| 660-65 | Merchandising | 0 | 693 |
| 670-75 | Recreation | 0 | 0 |
| 680-85 | Meeting Room | 0 | 9,262 |
| 700 | SUPPORT | 0 | 20,175 |
| 710-15 | Data Processing | 0 | 1,250 |
| 720-25 | Shop | 0 | 3,783 |
| 730-35 | Central Storage | 0 | 11,700 |
| 740-45 | Vehicle Storage | 0 | 2,106 |
| 750-55 | Central Service | 0 | 1,336 |
| 760-65 | Hazmat Storage | 0 | 0 |
| 800 | HEALTH CARE | 0 | 0 |
| 900 | RESIDENTIAL | 0 | 0 |
| 050 | INACTIVE AREA | 0 | 0 |
| 060 | ALTER. OR CONV. | 0 | 0 |
| 070 | UNFINISHED AREA | 0 | 1,980 |
| 090 | OTHER ORG. USAGE | 0 | 36,767 |
| | Total NASF: | 0 | 406,476 |

THIS TABLE MUST BE
 TAILORED FOR COLLEGE-
 SPECIFIC PROGRAMS

**Table 3
COMPUTATION OF SPACE NEEDS**

**COLLEGE NAME: Montgomery College - Germantown Campus
FY 2022 CIP (Due July 1, 2020)
Issued Date: July 26, 2020**

| HEGIS CODE | HEGIS CATEGORY | Need 2019 | Inventory 2019 | Surplus/ (Deficit) | Need 2029 | Inventory 2029 | Surplus/ (Deficit) |
|----------------------|---------------------|----------------|----------------|--------------------|----------------|----------------|--------------------|
| 100 (110-115) | CLASSROOM | 27,969 | 25,229 | (2,740) | 31,532 | 27,920 | (3,612) |
| 200 | LABORATORY | 106,610 | 74,962 | (31,648) | 120,186 | 103,024 | (17,162) |
| 210-15 | Class Laboratory | 98,399 | 67,999 | (30,400) | 110,929 | 96,061 | (14,868) |
| 220-25 | Open Laboratory | 8,211 | 6,963 | (1,248) | 9,257 | 6,963 | (2,294) |
| 250-55 | No Allowance | | | | | | |
| 300 | OFFICE | 59,288 | 59,360 | 72 | 66,550 | 106,150 | 39,600 |
| 310-15 | Office/ Conf. Room | 57,560 | 54,632 | (2,928) | 64,698 | 101,422 | 36,724 |
| 320-25 | Testing/Tutoring | 1,728 | 4,728 | 3,000 | 1,852 | 4,728 | 2,876 |
| 350-55 | Included w/ 310 | | | | | | |
| 400 | STUDY | 17,447 | 13,788 | (3,659) | 19,537 | 26,016 | 6,479 |
| 410-15 | Study | 12,219 | 982 | (11,237) | 13,775 | 13,210 | (565) |
| 420-30 | Stack/Study | 3,734 | 10,293 | 6,559 | 4,116 | 10,293 | 6,177 |
| 440-55 | Processing/Service | 1,494 | 2,513 | 1,019 | 1,646 | 2,513 | 867 |
| 500 | SPECIAL USE | 41,514 | 34,005 | (7,509) | 44,203 | 34,005 | (10,198) |
| 520-23 | Athletic | 38,550 | 27,861 | (10,689) | 41,040 | 27,861 | (13,179) |
| 530-35 | Media Production | 1,964 | 1,861 | (103) | 2,163 | 1,861 | (302) |
| 580-85 | Greenhouse | 1,000 | 4,283 | 3,283 | 1,000 | 4,283 | 3,283 |
| 600 | GENERAL USE | 37,620 | 24,253 | (13,367) | 40,293 | 47,194 | 6,901 |
| 610-15 | Assembly | 12,910 | 5,823 | (7,087) | 13,408 | 5,823 | (7,585) |
| 620-25 | Exhibition | 1,728 | 0 | (1,728) | 1,852 | 0 | (1,852) |
| 630-35 | Food Facility | 11,710 | 4,938 | (6,772) | 13,199 | 20,621 | 7,422 |
| 640-45 | No Allowance | | | | | | |
| 650-55 | Lounge | 3,444 | 3,537 | 93 | 3,882 | 10,795 | 6,913 |
| 660-65 | Merchandising | 1,828 | 693 | (1,135) | 1,952 | 693 | (1,259) |
| 670-75 | No Allowance | | | | | | |
| 680-85 | Meeting Room | 6,000 | 9,262 | 3,262 | 6,000 | 9,262 | 3,262 |
| 700 | SUPPORT | 18,640 | 15,476 | (3,164) | 19,942 | 20,175 | 233 |
| 710-15 | Data Processing | 2,500 | 1,250 | (1,250) | 2,500 | 1,250 | (1,250) |
| 720-25 | Shop/ Storage | 11,902 | 13,311 | 1,409 | 13,178 | 17,589 | 4,411 |
| 730-35 | Included w/ 720 | | | | | | |
| 740-45 | Included w/ 720 | | | | | | |
| 750-55 | Central Service | 4,000 | 915 | (3,085) | 4,000 | 1,336 | (2,664) |
| 760-65 | Hazmat Storage | 238 | 0 | (238) | 264 | 0 | (264) |
| 800 | HEALTH CARE | 591 | 0 | (591) | 641 | 0 | (641) |
| 900 | No Allowance | | | | | | |
| 050-090 | No Allowance | | | | | | |
| | Total NASF: | 309,679 | 247,073 | (62,606) | 342,884 | 364,484 | 21,600 |

**FALL 2019 FTDE, FTE and WSCH DERIVED FROM COLLEGE'S FALL 2019 S-6 WORKSHEET
DO NOT MANUALLY ENTER DATA IN BLUE-SHADED CELLS**

ONLY ON CAMPUS
PERMANENT SPACE SHOULD
BE INCLUDED ON THIS TABLE

SEE "SPACE ALLOCATION
GUIDELINES" SHEET FOR
FORMULAS AND DEFINITIONS

Credit Hours on off-campus sites not included.

| ENROLLMENT/ EMPLOYMENT STATISTICS | | ACTUAL | PROJECTED | FALL WSCH |
|---|-----------|------------------|------------------|-----------|
| | | Fall 2019 (S-6) | Fall 2029 (MHEC) | |
| FTDE-C | | 1,955 | 2,204 | |
| FTDE-N | | | | |
| FTDE-T | | 1,955 | 2,204 | 32703 |
| WSCH-Lec-C | | 18,646 | 21,021 | |
| WSCH-Lec-N | | | | |
| WSCH-Lec-T | | 18,646 | 21,021 | 57% |
| WSCH-Lab-C | | 14,057 | 15,847 | |
| WSCH-Lab-N | | | | |
| WSCH-Lab-T | | 14,057 | 15,847 | 43% |
| Employment | FTE | 2,734 | 3,116 | |
| | BVE | 37,340 | 41,160 | |
| S-6 Worksheet | FT-Fac | 96 | 108 | |
| | FT-Libr | 1 | 1 | |
| N/A = | PT-Fac | 160 | 180 | |
| | FTEF | 137 | 154 | |
| MHEC Data = | FT-Staff | 203 | 229 | |
| | PHC-T | 1,148 | 1,294 | |
| Formulas = | #DIV/0! | | | |
| | | ACTUAL | PROJECTED | |
| | | Fall 2019 (MHEC) | Fall 2029 (MHEC) | |
| | Headcount | 6,509 | 7,221 | |

Table 4
COMPUTATION OF PARKING NEEDS

COLLEGE NAME: Montgomery College - Germantown Campus
FY 2022 CIP (Due July 1, 2020)
Issued Date: July 26, 2020

| PARKING CATEGORY | FACTOR | Need Current | Inventory 2019 | Surplus/ (Deficit) | Need 10 Years | Inventory 2029 | Surplus/ (Deficit) |
|-----------------------|--------|--------------|----------------|--------------------|---------------|----------------|--------------------|
| FTDE-T | 0.75 | 1,466 | 1,400 | (66) | 1,653 | 1,300 | (353) |
| FT-Fac and FT-Staff | 0.75 | 224 | 183 | (41) | 253 | 183 | (70) |
| SUBTOTAL | | 1,690 | 1,583 | (107) | 1,906 | 1,692 | (423) |
| Visitors | 0.02 | 34 | 10 | (24) | 38 | 10 | (28) |
| REGULAR SPACES | | 1,724 | 1,593 | (131) | 1,944 | 1,695 | (451) |
| Reserved Accessible* | | 27 | 47 | 20 | 29 | 47 | 18 |
| ALL SPACES | | 1,751 | 1,640 | (111) | 1,973 | 1,738 | (433) |

* In addition to the regular parking spaces, the Americans with Disabilities Act requires reserved spaces for disabled individuals. Reserved accessible spaces shall conform to the requirements in the space allocation guidelines:

| TOTAL SPACE | REQUIRED ADA | TOTAL SPACES | REQUIRED ADA |
|-------------|--------------|--------------|--|
| <= 25 | 1 | 201 - 300 | 7 |
| 26 - 50 | 2 | 310 - 400 | 8 |
| 51 - 75 | 3 | 410 - 500 | 9 |
| 76 - 100 | 4 | 501 - 1,000 | 2% of total |
| 101 - 150 | 5 | > 1,000 | 20 plus 1 for each 100 beyond 1,000 |
| 151 - 200 | 6 | | |

Note: Current Inventory from Annual Parking Survey. Future inventory from FY16 CIP projection.

ONLY PARKING FOR
ON CAMPUS SPACE SHOULD
BE INCLUDED ON THIS TABLE

"NEED" DATA FOR RESERVED
ACCESSIBLE SPACES MUST
ENTERED MANUALLY USING
THE ABOVE ADA GUIDELINES

"NEED" DATA FOR ALL OTHER
CATEGORIES ARE ENTERED
AUTOMATICALLY FROM THE
ENROLLMENT/EMPLOYMENT
STATISTICS ON TABLE 3

Table 1
FACILITIES INVENTORY BY BUILDING

USE INVENTORY DATA FROM FACILITIES
INVENTORY REPORT - Submitted to MHEC APRIL 1, 2020

COLLEGE NAME: Montgomery College - Rockville Campus
FY 2022 CIP (Due July 1, 2020)
Issued Date: July 26, 2020

| HEGIS CODE | HEGIS CATEGORY | Year Constructed | 1966 | 1966 | 1966 | 1966 | 1966 |
|----------------------|-------------------------|------------------|------------------|---------------|--------------------|------------------|------|
| | | 1 | 2 | 3 | 4 | 5 | |
| | | Campus Center | Computer Science | Humanities | Physical Education | Student Services | |
| 100 (110-115) | CLASSROOM | 6,130 | 3,439 | 19,343 | 5,497 | | |
| 200 | LABORATORY | 3,617 | 3,715 | 11,490 | 0 | 0 | |
| 210-15 | Class Laboratory | 3,617 | 3,715 | 11,490 | | | |
| 220-25 | Open Laboratory | | | | | | |
| 250-55 | Research Lab. | | | | | | |
| 300 | OFFICE | 17,408 | 4,858 | 15,269 | 3,680 | 7,295 | |
| 310-15 | Office/ Conf. Room | 12,810 | 4,858 | 12,892 | 3,373 | 7,295 | |
| 320-25 | Testing/Tutoring | 2,542 | | 826 | | | |
| 350-55 | Included w/ 310 | 2,056 | | 1,551 | 307 | | |
| 400 | STUDY | 0 | 0 | 1,205 | 0 | 0 | |
| 410-15 | Study | | | 1,205 | | | |
| 420-30 | Stack/Study | | | | | | |
| 440-55 | Processing/Service | | | | | | |
| 500 | SPECIAL USE | 0 | 0 | 211 | 53,190 | 0 | |
| 520-23 | Athletic | | | | 53,190 | | |
| 530-35 | Media Production | | | 211 | | | |
| 580-85 | Greenhouse | | | | | | |
| 600 | GENERAL USE | 11,108 | 0 | 410 | 0 | 0 | |
| 610-15 | Assembly | | | | | | |
| 620-25 | Exhibition | | | | | | |
| 630-35 | Food Facility | 11,108 | | | | | |
| 640-45 | Day Care | | | | | | |
| 650-55 | Lounge | | | 410 | | | |
| 660-65 | Merchandising | | | | | | |
| 670-75 | Recreation | 0 | 0 | 0 | 0 | 0 | |
| 680-85 | Meeting Room | | | | | | |
| 700 | SUPPORT | 3,457 | 2,569 | 818 | 77 | 79 | |
| 710-15 | Data Processing | 185 | 2,569 | 316 | 77 | 79 | |
| 720-25 | Shop | 404 | | | | | |
| 730-35 | Central Storage | 2,868 | | | | | |
| 740-45 | Vehicle Storage | | | | | | |
| 750-55 | Central Service | | | 502 | | | |
| 760-65 | Hazmat Storage | | | | | | |
| 800 | HEALTH CARE | 0 | 0 | 0 | 0 | 0 | |
| 900 | RESIDENTIAL | 0 | 0 | 0 | 0 | 0 | |
| 050 | INACTIVE AREA | | | | | | |
| 060 | ALTER. OR CONV. | 0 | 0 | 0 | 0 | 0 | |
| 070 | UNFINISHED AREA | | | | | | |
| 090 | OTHER ORG. USAGE | 9,016 | | | | | |
| | Total NASF: | 50,736 | 14,581 | 48,746 | 62,444 | 7,374 | |
| | Total GSF: | 74,302 | 20,862 | 73,912 | 84,949 | 10,448 | |
| | Efficiency (%): | 0.68 | 0.70 | 0.66 | 0.74 | 0.71 | |

ON-CAMPUS PERMANENT SPACE: Space directly related to market-driven conditions (choice of location, not force of location). Includes owned and leased space on the main campus and all off-site locations, provided the space is permanent and dedicated to the college.

ON-CAMPUS OVERFLOW SPACE: Space directly related to overflow conditions (when the college is unable to accommodate on-campus demand). Shared space, such as in K-12 or community facilities, is generally considered overflow.

**Table 1
FACILITIES INVENTORY BY BUILDING**

**USE INVENTORY DATA FROM FACILITIES
INVENTORY REPORT - Submitted to MHEC APRIL 1, 2020**

COLLEGE NAME: Montgomery College - Rockville Campus
FY 2022 CIP (Due July 1, 2020)
Issued Date: July 26, 2020

| | | Oldest ----->-----> | | | | |
|------------------------|-------------------------|---------------------|---------------|-----------------------|------------------------|---------------|
| Year Constructed | | 1966 | 1966 | 1969 | 1971 | 1971 |
| | | 6 | 7 | 8 | 9 | 10 |
| HEGIS CODE | HEGIS CATEGORY | Technical Center | Theatre Arts | Counseling & Advising | Paul Peck Art Building | Macklin Tower |
| 100 (110-115) | CLASSROOM | 6,868 | 3,187 | | 685 | |
| 200 | LABORATORY | 23,487 | 2,466 | 0 | 12,096 | 7,199 |
| 210-15 | Class Laboratory | 23,487 | 2,466 | | 12,096 | 7,199 |
| 220-25 | Open Laboratory | | | | | |
| 250-55 | Research Lab. | | | | | |
| 300 | OFFICE | 7,231 | 1,410 | 8,051 | 1,445 | 26,050 |
| 310-15 | Office/ Conf. Room | 7,231 | 1,410 | 8,051 | 1,445 | 26,050 |
| 320-25 | Testing/Tutoring | | | | | |
| 350-55 | Included w/ 310 | | | | | |
| 400 | STUDY | 0 | 0 | 1,793 | 241 | 37,223 |
| 410-15 | Study | | | 1,736 | 241 | 21,352 |
| 420-30 | Stack/Study | | | | | 14,092 |
| 440-55 | Processing/Service | | | 57 | | 1,779 |
| 500 | SPECIAL USE | 113 | 102 | 0 | 0 | 556 |
| 520-23 | Athletic | | | | | |
| 530-35 | Media Production | 113 | 102 | | | 556 |
| 580-85 | Greenhouse | | | | | |
| 600 | GENERAL USE | 839 | 13,855 | 0 | 1,383 | 889 |
| 610-15 | Assembly | 625 | 13,398 | | | |
| 620-25 | Exhibition | | | | 1,383 | |
| 630-35 | Food Facility | | | | | |
| 640-45 | Day Care | | | | | |
| 650-55 | Lounge | 214 | 457 | | | 889 |
| 660-65 | Merchandising | | | | | |
| 670-75 | Recreation | 0 | 0 | 0 | 0 | 0 |
| 680-85 | Meeting Room | | | | | |
| 700 | SUPPORT | 383 | 129 | 58 | 0 | 0 |
| 710-15 | Data Processing | 32 | | 58 | | |
| 720-25 | Shop | | | | | |
| 730-35 | Central Storage | 351 | 129 | | | |
| 740-45 | Vehicle Storage | | | | | |
| 750-55 | Central Service | | | | | |
| 760-65 | Hazmat Storage | | | | | |
| 800 | HEALTH CARE | 0 | 0 | 0 | 0 | 0 |
| 900 | RESIDENTIAL | 0 | 0 | 0 | 0 | 0 |
| 050 | INACTIVE AREA | 93 | | | | 14,093 |
| 060 | ALTER. OR CONV. | 0 | 0 | 0 | 0 | 0 |
| 070 | UNFINISHED AREA | | | | | |
| 090 | OTHER ORG. USAGE | | | | | |
| Total NASF: | | 39,014 | 21,149 | 9,902 | 15,850 | 86,010 |
| Total GSF: | | 55,908 | 35,032 | 17,696 | 117,282 | 21,050 |
| Efficiency (%): | | 0.70 | 0.60 | 0.56 | 0.14 | 4.09 |

ON-CAMPUS PERMANENT SPACE: Space directly related to market-driven conditions (choice of location, not force of location). Includes owned and leased space on the main campus and all off-site locations, provided the space is permanent and dedicated to the college.

ON-CAMPUS OVERFLOW SPACE: Space directly related to overflow conditions (when the college is unable to accommodate on-campus demand). Shared space, such as in K-12 or community facilities, is generally considered overflow.

Table 1
FACILITIES INVENTORY BY BUILDING

USE INVENTORY DATA FROM FACILITIES
INVENTORY REPORT - Submitted to MHEC APRIL 1, 2020

COLLEGE NAME: Montgomery College - Rockville Campus
FY 2022 CIP (Due July 1, 2020)
Issued Date: July 26, 2020

| HEGIS CODE | HEGIS CATEGORY | Year Constructed | 1971 | 1971 | 1984 | 1985 | 1986 |
|----------------------|-------------------------|------------------|---------------------|------------------------|---------------|-------------------|--------------|
| | | 11 | 12 | 13 | 14 | 15 | |
| | | Music | Science Center West | Performing Arts Center | Mannakee | Child Care Center | |
| 100 (110-115) | CLASSROOM | 3,190 | 10,019 | | 7,288 | | |
| 200 | LABORATORY | 5,071 | 14,853 | 0 | 894 | 0 | |
| 210-15 | Class Laboratory | 5,071 | 14,853 | | 894 | | |
| 220-25 | Open Laboratory | | | | | | |
| 250-55 | Research Lab. | | | | | | |
| 300 | OFFICE | 2,266 | 5,729 | 540 | 24,602 | 0 | |
| 310-15 | Office/ Conf. Room | 2,266 | 2,534 | 540 | 24,602 | | |
| 320-25 | Testing/Tutoring | | 2,687 | | | | |
| 350-55 | Included w/ 310 | | 509 | | | | |
| 400 | STUDY | 0 | 8,147 | 0 | 0 | 0 | |
| 410-15 | Study | | 6,673 | | | | |
| 420-30 | Stack/Study | | | | | | |
| 440-55 | Processing/Service | | 1,474 | | | | |
| 500 | SPECIAL USE | 0 | 0 | 0 | 122 | 0 | |
| 520-23 | Athletic | | | | | | |
| 530-35 | Media Production | | | | 122 | | |
| 580-85 | Greenhouse | | | | | | |
| 600 | GENERAL USE | 0 | 2,624 | 15,952 | 604 | 0 | |
| 610-15 | Assembly | | | 15,952 | | | |
| 620-25 | Exhibition | | | | | | |
| 630-35 | Food Facility | | 19 | | | | |
| 640-45 | Day Care | | | | | | |
| 650-55 | Lounge | | 2,604 | | 604 | | |
| 660-65 | Merchandising | | | | | | |
| 670-75 | Recreation | 0 | 0 | 0 | 0 | 0 | |
| 680-85 | Meeting Room | | | | | | |
| 700 | SUPPORT | 0 | 781 | 0 | 140 | 0 | |
| 710-15 | Data Processing | | 581 | | 140 | | |
| 720-25 | Shop | | | | | | |
| 730-35 | Central Storage | | 76 | | | | |
| 740-45 | Vehicle Storage | | | | | | |
| 750-55 | Central Service | | 123 | | | | |
| 760-65 | Hazmat Storage | | | | | | |
| 800 | HEALTH CARE | 0 | 0 | 0 | 0 | 0 | |
| 900 | RESIDENTIAL | 0 | 0 | 0 | 0 | 0 | |
| 050 | INACTIVE AREA | | | | | | 2,350 |
| 060 | ALTER. OR CONV. | 0 | 0 | 0 | 0 | 0 | |
| 070 | UNFINISHED AREA | | | | | | |
| 090 | OTHER ORG. USAGE | | | | | | |
| | Total NASF: | 10,527 | 42,153 | 16,492 | 33,650 | 2,350 | |
| | Total GSF: | 25,594 | 70,508 | 28,000 | 42,102 | 2,498 | |
| | Efficiency (%): | 0.41 | 0.60 | 0.59 | 0.80 | 0.94 | |

ON-CAMPUS PERMANENT SPACE: Space directly related to market-driven conditions (choice of location, not force of location). Includes owned and leased space on the main campus and all off-site locations, provided the space is permanent and dedicated to the college.

ON-CAMPUS OVERFLOW SPACE: Space directly related to overflow conditions (when the college is unable to accommodate on-campus demand). Shared space, such as in K-12 or community facilities, is generally considered overflow.

**Table 1
FACILITIES INVENTORY BY BUILDING**

**USE INVENTORY DATA FROM FACILITIES
INVENTORY REPORT - Submitted to MHEC APRIL 1, 2020**

COLLEGE NAME: Montgomery College - Rockville Campus
FY 2022 CIP (Due July 1, 2020)
Issued Date: July 26, 2020

| HEGIS CODE | HEGIS CATEGORY | -----> Newest | | | | | |
|----------------------|-------------------------|----------------------------|------------------|--------------------|--------------------|----------------------|--------------|
| | | Year Constructed | 1988 | 1988 | 1990 | 1992 | 1996 |
| | | | 16 | 17 | 18 | 19 | 20 |
| | | Interim Tech Training Ctr. | Maintenance Shop | Canoe Trailer Shed | Gudelsky Institute | S.Campus Instruction | |
| 100 (110-115) | CLASSROOM | 2,393 | | | | 6,659 | 8,626 |
| 200 | LABORATORY | 5,132 | 0 | 0 | 29,326 | 1,541 | |
| 210-15 | Class Laboratory | 5,132 | | | 29,326 | 1,541 | |
| 220-25 | Open Laboratory | | | | | | |
| 250-55 | Research Lab. | | | | | | |
| 300 | OFFICE | 302 | 665 | 0 | 4,800 | 7,118 | |
| 310-15 | Office/ Conf. Room | 302 | 665 | | 4,800 | 7,118 | |
| 320-25 | Testing/Tutoring | | | | | | |
| 350-55 | Included w/ 310 | | | | | | |
| 400 | STUDY | 0 | 0 | 0 | 0 | 111 | |
| 410-15 | Study | | | | | 111 | |
| 420-30 | Stack/Study | | | | | | |
| 440-55 | Processing/Service | | | | | | |
| 500 | SPECIAL USE | 0 | 0 | 0 | 0 | 125 | |
| 520-23 | Athletic | | | | | | |
| 530-35 | Media Production | | | | | 125 | |
| 580-85 | Greenhouse | | | | | | |
| 600 | GENERAL USE | 44 | 0 | 0 | 571 | 132 | |
| 610-15 | Assembly | | | | | | |
| 620-25 | Exhibition | | | | | | |
| 630-35 | Food Facility | | | | | | |
| 640-45 | Day Care | | | | | | |
| 650-55 | Lounge | 44 | | | 571 | 132 | |
| 660-65 | Merchandising | | | | | | |
| 670-75 | Recreation | 0 | 0 | 0 | 0 | 0 | |
| 680-85 | Meeting Room | | | | | | |
| 700 | SUPPORT | 0 | 3,555 | 0 | 279 | 407 | |
| 710-15 | Data Processing | | | | 279 | | |
| 720-25 | Shop | | 2,120 | | | | |
| 730-35 | Central Storage | | 1,435 | | | 407 | |
| 740-45 | Vehicle Storage | | | | | | |
| 750-55 | Central Service | | | | | | |
| 760-65 | Hazmat Storage | | | | | | |
| 800 | HEALTH CARE | 0 | 0 | 0 | 0 | 0 | |
| 900 | RESIDENTIAL | 0 | 0 | 0 | 0 | 0 | |
| 050 | INACTIVE AREA | | | | | | |
| 060 | ALTER. OR CONV. | 0 | 0 | 0 | 0 | 0 | |
| 070 | UNFINISHED AREA | | | | | | |
| 090 | OTHER ORG. USAGE | | | | | | |
| | Total NASF: | 7,871 | 4,220 | 0 | 41,635 | 18,060 | |
| | Total GSF: | 9,360 | 4,720 | 420 | 64,000 | 29,900 | |
| | Efficiency (%): | 0.84 | 0.89 | 0.00 | 0.65 | 0.60 | |

ON-CAMPUS PERMANENT SPACE: Space directly related to market-driven conditions (choice of location, not force of location). Includes owned and leased space on the main campus and all off-site locations, provided the space is permanent and dedicated to the college.

ON-CAMPUS OVERFLOW SPACE: Space directly related to overflow conditions (when the college is unable to accommodate on-campus demand). Shared space, such as in K-12 or community facilities, is generally considered overflow.

Table 1
FACILITIES INVENTORY BY BUILDING

USE INVENTORY DATA FROM FACILITIES
INVENTORY REPORT - Submitted to MHEC APRIL 1, 2020

COLLEGE NAME: Montgomery College - Rockville Campus
FY 2022 CIP (Due July 1, 2020)
Issued Date: July 26, 2020

| HEGIS CODE | HEGIS CATEGORY | Year Constructed | 2011 | 2017 | 2017 | Fall 2019 | |
|----------------------|-------------------------|------------------|----------------|----------------|------------------|---------------------|------------------|
| | | | 21 | 22 | 23 | Subtotal | 2 |
| | | | Science Center | North Garage | Central Services | On Campus Permanent | WHPL (CE) Leased |
| 100 (110-115) | CLASSROOM | | 7,498 | | 0 | 90,821 | 3,539 |
| 200 | LABORATORY | | 76,600 | 0 | 0 | 197,486 | 523 |
| 210-15 | Class Laboratory | | 71,935 | | | 192,821 | 523 |
| 220-25 | Open Laboratory | | 1,857 | | | 1,857 | |
| 250-55 | Research Lab. | | 2,808 | | | 2,808 | |
| 300 | OFFICE | | 26,931 | 397 | 75,689 | 241,736 | 5,440 |
| 310-15 | Office/ Conf. Room | | 26,445 | 397 | 75,689 | 230,773 | 5,440 |
| 320-25 | Testing/Tutoring | | | | | 6,055 | |
| 350-55 | Included w/ 310 | | 486 | | | 4,908 | |
| 400 | STUDY | | 0 | 0 | 0 | 48,720 | 365 |
| 410-15 | Study | | | | | 31,318 | |
| 420-30 | Stack/Study | | | | | 14,092 | |
| 440-55 | Processing/Service | | | | | 3,310 | 365 |
| 500 | SPECIAL USE | | 1,309 | 0 | 212 | 55,940 | 19 |
| 520-23 | Athletic | | | | | 53,190 | |
| 530-35 | Media Production | | | | 212 | 1,441 | 19 |
| 580-85 | Greenhouse | | 1,309 | | | 1,309 | |
| 600 | GENERAL USE | | 2,983 | 0 | 3,420 | 54,814 | 0 |
| 610-15 | Assembly | | | | | 29,976 | |
| 620-25 | Exhibition | | | | | 1,383 | |
| 630-35 | Food Facility | | | | | 11,128 | |
| 640-45 | Day Care | | | | | 0 | |
| 650-55 | Lounge | | 929 | | 3,071 | 9,925 | |
| 660-65 | Merchandising | | 150 | | | 150 | |
| 670-75 | Recreation | | 0 | 0 | | 0 | |
| 680-85 | Meeting Room | | 1,904 | | 349 | 2,252 | |
| 700 | SUPPORT | | 2,391 | 432 | 1,676 | 17,228 | 0 |
| 710-15 | Data Processing | | 1,167 | | 1,382 | 6,864 | |
| 720-25 | Shop | | | | | 2,524 | |
| 730-35 | Central Storage | | 578 | 432 | 49 | 6,324 | |
| 740-45 | Vehicle Storage | | | | | 0 | |
| 750-55 | Central Service | | 438 | | 245 | 1,308 | |
| 760-65 | Hazmat Storage | | 208 | | | 208 | |
| 800 | HEALTH CARE | | 0 | 0 | 0 | 0 | 0 |
| 900 | RESIDENTIAL | | 0 | 0 | 0 | 0 | 0 |
| 050 | INACTIVE AREA | | | | 0 | 16,536 | 0 |
| 060 | ALTER. OR CONV. | | 0 | 0 | 0 | 0 | 0 |
| 070 | UNFINISHED AREA | | | | 0 | 0 | 0 |
| 090 | OTHER ORG. USAGE | | | | 0 | 9,016 | 0 |
| | Total NASF: | | 117,712 | 829 | 80,997 | 732,297 | 9,886 |
| | Total GSF: | | 204,277 | 308,400 | 126,801 | 1,428,021 | 13,678 |
| | Efficiency (%): | | 0.58 | 0.00 | 0.64 | 0.51 | 0.72 |

ON-CAMPUS PERMANENT SPACE: Space directly related to market-driven conditions (choice of location, not force of location). Includes owned and leased space on the main campus and all off-site locations, provided the space is permanent and dedicated to the college.

ON-CAMPUS OVERFLOW SPACE: Space directly related to overflow conditions (when the college is unable to accommodate on-campus demand). Shared space, such as in K-12 or community facilities, is generally considered overflow.

Table 1
FACILITIES INVENTORY BY BUILDING

USE INVENTORY DATA FROM FACILITIES
INVENTORY REPORT - Submitted to MHEC APRIL 1, 2020

COLLEGE NAME: Montgomery College - Rockville Campus
FY 2022 CIP (Due July 1, 2020)
Issued Date: July 26, 2020

| HEGIS CODE | HEGIS CATEGORY | Year Constructed | | Fall 2014 | |
|----------------------|-------------------------|--------------------------|---------------------|-----------------------------------|-----------------------------|
| | | 3 GBTC (CE) Leased | 5 Ware Leased | Subtotal On Campus Overflow | Total On Campus Space |
| 100 (110-115) | CLASSROOM | 4,171 | | 7,710 | 98,531 |
| 200 | LABORATORY | 2,488 | 0 | 3,011 | 200,497 |
| 210-15 | Class Laboratory | 2,488 | | 3,011 | 195,832 |
| 220-25 | Open Laboratory | | | 0 | 1,857 |
| 250-55 | Research Lab. | | | 0 | 2,808 |
| 300 | OFFICE | 4,149 | 1,114 | 10,703 | 252,439 |
| 310-15 | Office/ Conf. Room | 4,149 | 1,114 | 10,703 | 241,476 |
| 320-25 | Testing/Tutoring | | | 0 | 6,055 |
| 350-55 | Included w/ 310 | | | 0 | 4,908 |
| 400 | STUDY | 0 | 0 | 365 | 49,085 |
| 410-15 | Study | | | 0 | 31,318 |
| 420-30 | Stack/Study | | | 0 | 14,092 |
| 440-55 | Processing/Service | | | 365 | 3,675 |
| 500 | SPECIAL USE | 0 | 0 | 19 | 55,959 |
| 520-23 | Athletic | | | 0 | 53,190 |
| 530-35 | Media Production | | | 19 | 1,460 |
| 580-85 | Greenhouse | | | 0 | 1,309 |
| 600 | GENERAL USE | 265 | 0 | 265 | 55,079 |
| 610-15 | Assembly | | | 0 | 29,976 |
| 620-25 | Exhibition | | | 0 | 1,383 |
| 630-35 | Food Facility | | | 0 | 11,128 |
| 640-45 | Day Care | | | 0 | 0 |
| 650-55 | Lounge | 265 | | 265 | 10,190 |
| 660-65 | Merchandising | | | 0 | 150 |
| 670-75 | Recreation | | | 0 | 0 |
| 680-85 | Meeting Room | | | 0 | 2,252 |
| 700 | SUPPORT | 220 | 8,652 | 8,873 | 26,101 |
| 710-15 | Data Processing | 220 | | 220 | 7,084 |
| 720-25 | Shop | | | 0 | 2,524 |
| 730-35 | Central Storage | | 4,561 | 4,561 | 10,885 |
| 740-45 | Vehicle Storage | | | 0 | 0 |
| 750-55 | Central Service | | 4,092 | 4,092 | 5,400 |
| 760-65 | Hazmat Storage | | | 0 | 208 |
| 800 | HEALTH CARE | 0 | 0 | 0 | 0 |
| 900 | RESIDENTIAL | 0 | 0 | 0 | 0 |
| 050 | INACTIVE AREA | 0 | 0 | 0 | 16,536 |
| 060 | ALTER. OR CONV. | 0 | 0 | 0 | 0 |
| 070 | UNFINISHED AREA | 0 | 0 | 0 | 0 |
| 090 | OTHER ORG. USAGE | 0 | 0 | 0 | 9,016 |
| | Total NASF: | 11,293 | 9,766 | 30,946 | 763,243 |
| | Total GSF: | 14,747 | 10,866 | 39,291 | 1,467,312 |
| | Efficiency (%): | 0.77 | 0.90 | 0.79 | 0.52 |

ON-CAMPUS PERMANENT SPACE: Space directly related to market-driven conditions (choice of location, not force of location). Includes owned and leased space on the main campus and all off-site locations, provided the space is permanent and dedicated to the college.

ON-CAMPUS OVERFLOW SPACE: Space directly related to overflow conditions (when the college is unable to accommodate on-campus demand). Shared space, such as in K-12 or community facilities, is generally considered overflow.

Table 2
FACILITIES INVENTORY CHANGES

COLLEGE NAME: Montgomery College - Rockville Campus
 FY 2022 CIP (Due July 1, 2020)
 Issued Date: July 26, 2020

| HEGIS CODE | HEGIS CATEGORY | July 2020 | Student Services Building Kimmy Duong and Long Nguyen Student Services Gains/(Losses) | Soccer Field Complex Soccer Field Complex Gains/(Losses) |
|----------------------|-------------------------|------------------------------|--|--|
| | | Before Gains/ (Losses) | | |
| 100 (110-115) | CLASSROOM | 90,821 | 2,170 | 0 |
| 200 | LABORATORY | 197,486 | 7,772 | 0 |
| 210-15 | Class Laboratory | 192,821 | 6,176 | 0 |
| 220-25 | Open Laboratory | 1,857 | 1,596 | 0 |
| 250-55 | Research Lab. | 2,808 | 0 | 0 |
| 300 | OFFICE | 241,736 | 49,693 | 0 |
| 310-15 | Office/ Conf. Room | 230,773 | 39,460 | 0 |
| 320-25 | Testing/Tutoring | 6,055 | 5,402 | 0 |
| 350-55 | <i>Included w/ 310</i> | 4,908 | 4,831 | 0 |
| 400 | STUDY | 48,720 | 0 | 0 |
| 410-15 | Study | 31,318 | 0 | 0 |
| 420-30 | Stack/Study | 14,092 | 0 | 0 |
| 440-55 | Processing/Service | 3,310 | 0 | 0 |
| 500 | SPECIAL USE | 55,940 | 1,195 | 1,175 |
| 520-23 | Athletic | 53,190 | 1,195 | 1,175 |
| 530-35 | Media Production | 1,441 | 0 | 0 |
| 580-85 | Greenhouse | 1,309 | 0 | 0 |
| 600 | GENERAL USE | 54,814 | 5,700 | 0 |
| 610-15 | Assembly | 29,976 | 0 | 0 |
| 620-25 | Exhibition | 1,383 | 0 | 0 |
| 630-35 | Food Facility | 11,128 | 514 | 0 |
| 640-45 | Day Care | 0 | 0 | 0 |
| 650-55 | Lounge | 9,925 | 5,105 | 0 |
| 660-65 | Merchandising | 150 | 81 | 0 |
| 670-75 | Recreation | 0 | 0 | 0 |
| 680-85 | Meeting Room | 2,252 | 0 | 0 |
| 700 | SUPPORT | 17,228 | 1,269 | 22 |
| 710-15 | Data Processing | 6,864 | 0 | 22 |
| 720-25 | Shop | 2,524 | 0 | 0 |
| 730-35 | Central Storage | 6,324 | 1,269 | 0 |
| 740-45 | Vehicle Storage | 0 | 0 | 0 |
| 750-55 | Central Service | 1,308 | 0 | 0 |
| 760-65 | Hazmat Storage | 208 | 0 | 0 |
| 800 | HEALTH CARE | 0 | 0 | 0 |
| 900 | RESIDENTIAL | 0 | 0 | 0 |
| 050 | INACTIVE AREA | 16,536 | 0 | 0 |
| 060 | ALTER. OR CONV. | 0 | 0 | 0 |
| 070 | UNFINISHED AREA | 0 | 0 | 0 |
| 090 | OTHER ORG. USAGE | 9,016 | 0 | 0 |
| Total NASF: | | 732,297 | 67,799 | 1,197 |

THIS TABLE MUST BE
 TAILORED FOR COLLEGE-
 SPECIFIC PROGRAMS

Table 2
FACILITIES INVENTORY CHANGES

COLLEGE NAME: Montgomery College - Rockville Campus
 FY 2022 CIP (Due July 1, 2020)
 Issued Date: July 26, 2020

| HEGIS CODE | HEGIS CATEGORY | R-Student Services Demo Gains/(Losses) | Fall 2021 After Gains/(Losses) | Project Name Building Name Gains/(Losses) | Fall 2022 After Gains/(Losses) | Building Name Gains/(Losses) |
|----------------------|-------------------------|--|--------------------------------|---|--------------------------------|------------------------------|
| 100 (110-115) | CLASSROOM | 0 | 92,991 | 0 | 92,991 | 0 |
| 200 | LABORATORY | 0 | 205,258 | 0 | 205,258 | 0 |
| 210-15 | Class Laboratory | 0 | 198,997 | 0 | 198,997 | 0 |
| 220-25 | Open Laboratory | 0 | 3,453 | 0 | 3,453 | 0 |
| 250-55 | Research Lab. | 0 | 2,808 | 0 | 2,808 | 0 |
| 300 | OFFICE | (7,295) | 284,134 | 0 | 284,134 | 0 |
| 310-15 | Office/ Conf. Room | (7,295) | 262,938 | 0 | 262,938 | 0 |
| 320-25 | Testing/Tutoring | 0 | 11,457 | 0 | 11,457 | 0 |
| 350-55 | Included w/ 310 | 0 | 9,739 | 0 | 9,739 | 0 |
| 400 | STUDY | 0 | 48,720 | 0 | 48,720 | 0 |
| 410-15 | Study | 0 | 31,318 | 0 | 31,318 | 0 |
| 420-30 | Stack/Study | 0 | 14,092 | 0 | 14,092 | 0 |
| 440-55 | Processing/Service | 0 | 3,310 | 0 | 3,310 | 0 |
| 500 | SPECIAL USE | 0 | 58,310 | 0 | 58,310 | 0 |
| 520-23 | Athletic | 0 | 55,560 | 0 | 55,560 | 0 |
| 530-35 | Media Production | 0 | 1,441 | 0 | 1,441 | 0 |
| 580-85 | Greenhouse | 0 | 1,309 | 0 | 1,309 | 0 |
| 600 | GENERAL USE | 0 | 60,514 | 0 | 60,514 | 0 |
| 610-15 | Assembly | 0 | 29,976 | 0 | 29,976 | 0 |
| 620-25 | Exhibition | 0 | 1,383 | 0 | 1,383 | 0 |
| 630-35 | Food Facility | 0 | 11,642 | 0 | 11,642 | 0 |
| 640-45 | Day Care | 0 | 0 | 0 | 0 | 0 |
| 650-55 | Lounge | 0 | 15,030 | 0 | 15,030 | 0 |
| 660-65 | Merchandising | 0 | 231 | 0 | 231 | 0 |
| 670-75 | Recreation | 0 | 0 | 0 | 0 | 0 |
| 680-85 | Meeting Room | 0 | 2,252 | 0 | 2,252 | 0 |
| 700 | SUPPORT | (79) | 18,440 | 0 | 18,440 | 0 |
| 710-15 | Data Processing | (79) | 6,807 | 0 | 6,807 | 0 |
| 720-25 | Shop | 0 | 2,524 | 0 | 2,524 | 0 |
| 730-35 | Central Storage | 0 | 7,593 | 0 | 7,593 | 0 |
| 740-45 | Vehicle Storage | 0 | 0 | 0 | 0 | 0 |
| 750-55 | Central Service | 0 | 1,308 | 0 | 1,308 | 0 |
| 760-65 | Hazmat Storage | 0 | 208 | 0 | 208 | 0 |
| 800 | HEALTH CARE | 0 | 0 | 0 | 0 | 0 |
| 900 | RESIDENTIAL | 0 | 0 | 0 | 0 | 0 |
| 050 | INACTIVE AREA | 0 | 16,536 | 0 | 16,536 | 0 |
| 060 | ALTER. OR CONV. | 0 | 0 | 0 | 0 | 0 |
| 070 | UNFINISHED AREA | 0 | 0 | 0 | 0 | 0 |
| 090 | OTHER ORG. USAGE | 0 | 9,016 | 0 | 9,016 | 0 |
| | Total NASF: | (7,374) | 793,919 | 0 | 793,919 | 0 |

THIS TABLE MUST BE
 TAILORED FOR COLLEGE-
 SPECIFIC PROGRAMS

Table 2
FACILITIES INVENTORY CHANGES

COLLEGE NAME: Montgomery College - Rockville Campus
 FY 2022 CIP (Due July 1, 2020)
 Issued Date: July 26, 2020

| HEGIS CODE | HEGIS CATEGORY | Fall 2023 | Building Name Gains/ Losses | Fall 2024 | Macklin Tower Gains/ Losses | Fall 2025 | Building Name Gains/ Losses |
|----------------------|-------------------------|-----------------------------|--------------------------------------|-----------------------------|--------------------------------------|-----------------------------|--------------------------------------|
| | | After Gains/ (Losses) | | After Gains/ (Losses) | | After Gains/ (Losses) | |
| 100 (110-115) | CLASSROOM | 92,991 | 0 | 92,991 | (19) | 92,972 | 0 |
| 200 | LABORATORY | 205,258 | 0 | 205,258 | 0 | 205,258 | 0 |
| 210-15 | Class Laboratory | 198,997 | 0 | 198,997 | 0 | 198,997 | 0 |
| 220-25 | Open Laboratory | 3,453 | 0 | 3,453 | 0 | 3,453 | 0 |
| 250-55 | Research Lab. | 2,808 | 0 | 2,808 | 0 | 2,808 | 0 |
| 300 | OFFICE | 284,134 | 0 | 284,134 | (175) | 283,959 | 0 |
| 310-15 | Office/ Conf. Room | 262,938 | 0 | 262,938 | (175) | 262,763 | 0 |
| 320-25 | Testing/Tutoring | 11,457 | 0 | 11,457 | 0 | 11,457 | 0 |
| 350-55 | Included w/ 310 | 9,739 | 0 | 9,739 | 0 | 9,739 | 0 |
| 400 | STUDY | 48,720 | 0 | 48,720 | 4,615 | 53,335 | 0 |
| 410-15 | Study | 31,318 | 0 | 31,318 | (1,938) | 29,380 | 0 |
| 420-30 | Stack/Study | 14,092 | 0 | 14,092 | 7,075 | 21,167 | 0 |
| 440-55 | Processing/Service | 3,310 | 0 | 3,310 | (522) | 2,788 | 0 |
| 500 | SPECIAL USE | 58,310 | 0 | 58,310 | (603) | 57,707 | 0 |
| 520-23 | Athletic | 55,560 | 0 | 55,560 | 0 | 55,560 | 0 |
| 530-35 | Media Production | 1,441 | 0 | 1,441 | (603) | 838 | 0 |
| 580-85 | Greenhouse | 1,309 | 0 | 1,309 | 0 | 1,309 | 0 |
| 600 | GENERAL USE | 60,514 | 0 | 60,514 | 0 | 60,514 | 0 |
| 610-15 | Assembly | 29,976 | 0 | 29,976 | 0 | 29,976 | 0 |
| 620-25 | Exhibition | 1,383 | 0 | 1,383 | 0 | 1,383 | 0 |
| 630-35 | Food Facility | 11,642 | 0 | 11,642 | 0 | 11,642 | 0 |
| 640-45 | Day Care | 0 | 0 | 0 | 0 | 0 | 0 |
| 650-55 | Lounge | 15,030 | 0 | 15,030 | 0 | 15,030 | 0 |
| 660-65 | Merchandising | 231 | 0 | 231 | 0 | 231 | 0 |
| 670-75 | Recreation | 0 | 0 | 0 | 0 | 0 | 0 |
| 680-85 | Meeting Room | 2,252 | 0 | 2,252 | 0 | 2,252 | 0 |
| 700 | SUPPORT | 18,440 | 0 | 18,440 | 337 | 18,777 | 0 |
| 710-15 | Data Processing | 6,807 | 0 | 6,807 | 0 | 6,807 | 0 |
| 720-25 | Shop | 2,524 | 0 | 2,524 | 0 | 2,524 | 0 |
| 730-35 | Central Storage | 7,593 | 0 | 7,593 | 0 | 7,593 | 0 |
| 740-45 | Vehicle Storage | 0 | 0 | 0 | 0 | 0 | 0 |
| 750-55 | Central Service | 1,308 | 0 | 1,308 | 337 | 1,645 | 0 |
| 760-65 | Hazmat Storage | 208 | 0 | 208 | 0 | 208 | 0 |
| 800 | HEALTH CARE | 0 | 0 | 0 | 0 | 0 | 0 |
| 900 | RESIDENTIAL | 0 | 0 | 0 | 0 | 0 | 0 |
| 050 | INACTIVE AREA | 16,536 | 0 | 16,536 | 0 | 16,536 | 0 |
| 060 | ALTER. OR CONV. | 0 | 0 | 0 | 0 | 0 | 0 |
| 070 | UNFINISHED AREA | 0 | 0 | 0 | 0 | 0 | 0 |
| 090 | OTHER ORG. USAGE | 9,016 | 0 | 9,016 | 0 | 9,016 | 0 |
| Total NASF: | | 793,919 | 0 | 793,919 | 4,155 | 798,074 | 0 |

THIS TABLE MUST BE
 TAILORED FOR COLLEGE-
 SPECIFIC PROGRAMS

Table 2
FACILITIES INVENTORY CHANGES

COLLEGE NAME: Montgomery College - Rockville Campus
 FY 2022 CIP (Due July 1, 2020)
 Issued Date: July 26, 2020

| HEGIS CODE | HEGIS CATEGORY | Fall 2026 | Building Name Gains/ Losses | Fall 2027 | Building Name Gains/ Losses | Fall 2028 |
|----------------------|-------------------------|-----------------------------|--------------------------------------|-----------------------------|--------------------------------------|-----------------------------|
| | | After Gains/ (Losses) | | After Gains/ (Losses) | | After Gains/ (Losses) |
| 100 (110-115) | CLASSROOM | 92,972 | 0 | 92,972 | 0 | 92,972 |
| 200 | LABORATORY | 205,258 | 0 | 205,258 | 0 | 205,258 |
| 210-15 | Class Laboratory | 198,997 | 0 | 198,997 | 0 | 198,997 |
| 220-25 | Open Laboratory | 3,453 | 0 | 3,453 | 0 | 3,453 |
| 250-55 | Research Lab. | 2,808 | 0 | 2,808 | 0 | 2,808 |
| 300 | OFFICE | 283,959 | 0 | 283,959 | 0 | 283,959 |
| 310-15 | Office/ Conf. Room | 262,763 | 0 | 262,763 | 0 | 262,763 |
| 320-25 | Testing/Tutoring | 11,457 | 0 | 11,457 | 0 | 11,457 |
| 350-55 | <i>Included w/ 310</i> | 9,739 | 0 | 9,739 | 0 | 9,739 |
| 400 | STUDY | 53,335 | 0 | 53,335 | 0 | 53,335 |
| 410-15 | Study | 29,380 | 0 | 29,380 | 0 | 29,380 |
| 420-30 | Stack/Study | 21,167 | 0 | 21,167 | 0 | 21,167 |
| 440-55 | Processing/Service | 2,788 | 0 | 2,788 | 0 | 2,788 |
| 500 | SPECIAL USE | 57,707 | 0 | 57,707 | 0 | 57,707 |
| 520-23 | Athletic | 55,560 | 0 | 55,560 | 0 | 55,560 |
| 530-35 | Media Production | 838 | 0 | 838 | 0 | 838 |
| 580-85 | Greenhouse | 1,309 | 0 | 1,309 | 0 | 1,309 |
| 600 | GENERAL USE | 60,514 | 0 | 60,514 | 0 | 60,514 |
| 610-15 | Assembly | 29,976 | 0 | 29,976 | 0 | 29,976 |
| 620-25 | Exhibition | 1,383 | 0 | 1,383 | 0 | 1,383 |
| 630-35 | Food Facility | 11,642 | 0 | 11,642 | 0 | 11,642 |
| 640-45 | Day Care | 0 | 0 | 0 | 0 | 0 |
| 650-55 | Lounge | 15,030 | 0 | 15,030 | 0 | 15,030 |
| 660-65 | Merchandising | 231 | 0 | 231 | 0 | 231 |
| 670-75 | Recreation | 0 | 0 | 0 | 0 | 0 |
| 680-85 | Meeting Room | 2,252 | 0 | 2,252 | 0 | 2,252 |
| 700 | SUPPORT | 18,777 | 0 | 18,777 | 0 | 18,777 |
| 710-15 | Data Processing | 6,807 | 0 | 6,807 | 0 | 6,807 |
| 720-25 | Shop | 2,524 | 0 | 2,524 | 0 | 2,524 |
| 730-35 | Central Storage | 7,593 | 0 | 7,593 | 0 | 7,593 |
| 740-45 | Vehicle Storage | 0 | 0 | 0 | 0 | 0 |
| 750-55 | Central Service | 1,645 | 0 | 1,645 | 0 | 1,645 |
| 760-65 | Hazmat Storage | 208 | 0 | 208 | 0 | 208 |
| 800 | HEALTH CARE | 0 | 0 | 0 | 0 | 0 |
| 900 | RESIDENTIAL | 0 | 0 | 0 | 0 | 0 |
| 050 | INACTIVE AREA | 16,536 | 0 | 16,536 | 0 | 16,536 |
| 060 | ALTER. OR CONV. | 0 | 0 | 0 | 0 | 0 |
| 070 | UNFINISHED AREA | 0 | 0 | 0 | 0 | 0 |
| 090 | OTHER ORG. USAGE | 9,016 | 0 | 9,016 | 0 | 9,016 |
| Total NASF: | | 798,074 | 0 | 798,074 | 0 | 798,074 |

THIS TABLE MUST BE
 TAILORED FOR COLLEGE-
 SPECIFIC PROGRAMS

Table 2
FACILITIES INVENTORY CHANGES

COLLEGE NAME: Montgomery College - Rockville Campus
 FY 2022 CIP (Due July 1, 2020)
 Issued Date: July 26, 2020

| HEGIS CODE | HEGIS CATEGORY | Building Name Gains/ Losses | Fall 2029 After Gains/ (Losses) |
|----------------------|-------------------------|-----------------------------|---------------------------------|
| 100 (110-115) | CLASSROOM | 0 | 92,972 |
| 200 | LABORATORY | 0 | 205,258 |
| 210-15 | Class Laboratory | 0 | 198,997 |
| 220-25 | Open Laboratory | 0 | 3,453 |
| 250-55 | Research Lab. | 0 | 2,808 |
| 300 | OFFICE | 0 | 283,959 |
| 310-15 | Office/ Conf. Room | 0 | 262,763 |
| 320-25 | Testing/Tutoring | 0 | 11,457 |
| 350-55 | <i>Included w/ 310</i> | 0 | 9,739 |
| 400 | STUDY | 0 | 53,335 |
| 410-15 | Study | 0 | 29,380 |
| 420-30 | Stack/Study | 0 | 21,167 |
| 440-55 | Processing/Service | 0 | 2,788 |
| 500 | SPECIAL USE | 0 | 57,707 |
| 520-23 | Athletic | 0 | 55,560 |
| 530-35 | Media Production | 0 | 838 |
| 580-85 | Greenhouse | 0 | 1,309 |
| 600 | GENERAL USE | 0 | 60,514 |
| 610-15 | Assembly | 0 | 29,976 |
| 620-25 | Exhibition | 0 | 1,383 |
| 630-35 | Food Facility | 0 | 11,642 |
| 640-45 | Day Care | 0 | 0 |
| 650-55 | Lounge | 0 | 15,030 |
| 660-65 | Merchandising | 0 | 231 |
| 670-75 | Recreation | 0 | 0 |
| 680-85 | Meeting Room | 0 | 2,252 |
| 700 | SUPPORT | 0 | 18,777 |
| 710-15 | Data Processing | 0 | 6,807 |
| 720-25 | Shop | 0 | 2,524 |
| 730-35 | Central Storage | 0 | 7,593 |
| 740-45 | Vehicle Storage | 0 | 0 |
| 750-55 | Central Service | 0 | 1,645 |
| 760-65 | Hazmat Storage | 0 | 208 |
| 800 | HEALTH CARE | 0 | 0 |
| 900 | RESIDENTIAL | 0 | 0 |
| 050 | INACTIVE AREA | 0 | 16,536 |
| 060 | ALTER. OR CONV. | 0 | 0 |
| 070 | UNFINISHED AREA | 0 | 0 |
| 090 | OTHER ORG. USAGE | 0 | 9,016 |
| Total NASF: | | 0 | 798,074 |

THIS TABLE MUST BE
 TAILORED FOR COLLEGE-
 SPECIFIC PROGRAMS

**Table 3
COMPUTATION OF SPACE NEEDS**

COLLEGE NAME: Montgomery College - Rockville Campus
 FY 2022 CIP (Due July 1, 2020)
 Issued Date: July 26, 2020

| HEGIS CODE | HEGIS CATEGORY | Need 2019 | Inventory 2019 | Surplus/ (Deficit) | Need 2029 | Inventory 2029 | Surplus/ (Deficit) |
|----------------------|---------------------|----------------|----------------|--------------------|----------------|----------------|--------------------|
| 100 (110-115) | CLASSROOM | 47,844 | 90,821 | 42,977 | 53,934 | 92,972 | 39,038 |
| 200 | LABORATORY | 294,675 | 194,678 | (99,997) | 332,178 | 202,450 | (129,728) |
| 210-15 | Class Laboratory | 272,465 | 192,821 | (79,644) | 307,142 | 198,997 | (108,145) |
| 220-25 | Open Laboratory | 22,210 | 1,857 | (20,353) | 25,036 | 3,453 | (21,583) |
| 250-55 | No Allowance | | | | | | |
| 300 | OFFICE | 179,146 | 241,736 | 62,590 | 201,893 | 283,959 | 82,066 |
| 310-15 | Office/ Conf. Room | 175,752 | 235,681 | 59,929 | 198,162 | 272,502 | 74,340 |
| 320-25 | Testing/Tutoring | 3,394 | 6,055 | 2,661 | 3,731 | 11,457 | 7,726 |
| 350-55 | Included w/ 310 | | | | | | |
| 400 | STUDY | 44,328 | 48,720 | 4,392 | 49,916 | 53,335 | 3,419 |
| 410-15 | Study | 33,050 | 31,318 | (1,732) | 37,256 | 29,380 | (7,876) |
| 420-30 | Stack/Study | 8,056 | 14,092 | 6,036 | 9,043 | 21,167 | 12,124 |
| 440-55 | Processing/Service | 3,222 | 3,310 | 88 | 3,617 | 2,788 | (829) |
| 500 | SPECIAL USE | 82,056 | 55,940 | (26,116) | 90,132 | 57,707 | (32,425) |
| 520-23 | Athletic | 71,880 | 53,190 | (18,690) | 78,610 | 55,560 | (23,050) |
| 530-35 | Media Production | 9,176 | 1,441 | (7,735) | 10,522 | 838 | (9,684) |
| 580-85 | Greenhouse | 1,000 | 1,309 | 309 | 1,000 | 1,309 | 309 |
| 600 | GENERAL USE | 70,602 | 54,814 | (15,788) | 77,228 | 60,514 | (16,714) |
| 610-15 | Assembly | 19,576 | 29,976 | 10,400 | 20,922 | 29,976 | 9,054 |
| 620-25 | Exhibition | 3,394 | 1,383 | (2,011) | 3,731 | 1,383 | (2,348) |
| 630-35 | Food Facility | 26,628 | 11,128 | (15,500) | 30,022 | 11,642 | (18,380) |
| 640-45 | No Allowance | | | | | | |
| 650-55 | Lounge | 9,510 | 9,925 | 415 | 10,722 | 15,030 | 4,308 |
| 660-65 | Merchandising | 3,494 | 150 | (3,344) | 3,831 | 231 | (3,600) |
| 670-75 | No Allowance | | | | | | |
| 680-85 | Meeting Room | 8,000 | 2,252 | (5,748) | 8,000 | 2,252 | (5,748) |
| 700 | SUPPORT | 38,484 | 17,228 | (21,256) | 43,249 | 11,184 | (32,065) |
| 710-15 | Data Processing | 3,466 | 6,864 | 3,398 | 3,971 | 6,807 | 2,836 |
| 720-25 | Shop/ Storage | 29,147 | 8,848 | (20,299) | 32,664 | 2,524 | (30,140) |
| 730-35 | Included w/ 720 | | | | | | |
| 740-45 | Included w/ 720 | | | | | | |
| 750-55 | Central Service | 5,288 | 1,308 | (3,980) | 5,961 | 1,645 | (4,316) |
| 760-65 | Hazmat Storage | 583 | 208 | (375) | 653 | 208 | (445) |
| 800 | HEALTH CARE | 1,258 | 0 | (1,258) | 1,392 | 0 | (1,392) |
| 900 | No Allowance | | | | | | |
| 050-090 | No Allowance | | | | | | |
| | Total NASF: | 758,393 | 703,937 | (54,456) | 849,922 | 762,121 | (87,801) |

FALL 2019 FTDE, FTE and WSCH DERIVED FROM COLLEGE'S FALL 2019 S-6 WORKSHEET
 DO NOT MANUALLY ENTER DATA IN BLUE-SHADED CELLS

ONLY ON CAMPUS
 PERMANENT SPACE SHOULD
 BE INCLUDED ON THIS TABLE

SEE "SPACE ALLOCATION
 GUIDELINES" SHEET FOR
 FORMULAS AND DEFINITIONS

Credit Hours on off-campus sites not included.

| | | ACTUAL | PROJECTED | |
|--|------------|------------------|------------------|-----------|
| | | Fall 2019 (S-6) | Fall 2029 (MHEC) | |
| ENROLLMENT/ EMPLOYMENT STATISTICS | FTDE-C | 5,288 | 5,961 | |
| | FTDE-N | | | FALL WSCH |
| | FTDE-T | 5,288 | 5,961 | 89838 |
| | WSCH-Lec-C | 43,103 | 48,589 | |
| | WSCH-Lec-N | | | |
| | WSCH-Lec-T | 43,103 | 48,589 | 48% |
| | WSCH-Lab-C | 46,735 | 52,683 | |
| | WSCH-Lab-N | | | |
| | WSCH-Lab-T | 46,735 | 52,683 | 52% |
| | Employment | FTE | 7,056 | 8,043 |
| | BVE | 80,560 | 90,430 | |
| S-6 Worksheet | FT-Fac | 279 | 315 | |
| | FT-Libr | 6 | 7 | |
| N/A = | PT-Fac | 463 | 522 | |
| | FTEF | 401 | 453 | |
| MHEC Data = | FT-Staff | 651 | 734 | |
| | PHC-T | 3,170 | 3,574 | |
| Formulas = | #DIV/0! | | | |
| | | ACTUAL | PROJECTED | |
| | Headcount | Fall 2019 (MHEC) | Fall 2029 (MHEC) | |
| | | 13,941 | 15,467 | |

Table 4
COMPUTATION OF PARKING NEEDS

COLLEGE NAME: Montgomery College - Rockville Campus
FY 2022 CIP (Due July 1, 2020)
Issued Date: July 26, 2020

| PARKING CATEGORY | FACTOR | Need Current | Inventory 2019 | Surplus/ (Deficit) | Need 10 Years | Inventory 2029 | Surplus/ (Deficit) |
|-----------------------|--------|--------------|----------------|--------------------|---------------|----------------|--------------------|
| FTDE-T | 0.75 | 3,966 | 3,323 | (643) | 4,471 | 3,403 | (1,068) |
| FT-Fac and FT-Staff | 0.75 | 698 | 579 | (119) | 787 | 579 | (208) |
| SUBTOTAL | | 4,664 | 3,902 | (762) | 5,258 | 3,602 | (1,276) |
| Visitors | 0.02 | 93 | 70 | (23) | 105 | 70 | (35) |
| REGULAR SPACES | | 4,757 | 3,972 | (785) | 5,363 | 3,617 | (1,311) |
| Reserved Accessible* | | 58 | 98 | 40 | 64 | 98 | 34 |
| ALL SPACES | | 4,815 | 4,070 | (745) | 5,427 | 3,694 | (1,277) |

* In addition to the regular parking spaces, the Americans with Disabilities Act requires reserved spaces for disabled individuals. Reserved accessible spaces shall conform to the requirements in the space allocation guidelines:

| TOTAL SPACES | REQUIRED ADA | TOTAL SPACES | REQUIRED ADA |
|--------------|--------------|--------------|--|
| <= 25 | 1 | 201 - 300 | 7 |
| 26 - 50 | 2 | 310 - 400 | 8 |
| 51 - 75 | 3 | 410 - 500 | 9 |
| 76 - 100 | 4 | 501 - 1,000 | 2% of total |
| 101 - 150 | 5 | > 1,000 | 20 plus 1 for each 100 beyond 1,000 |
| 151 - 200 | 6 | | |

Note: Current Inventory from Annual Parking Survey. Future inventory from FY16 CIP projection.

ONLY PARKING FOR
ON CAMPUS SPACE SHOULD
BE INCLUDED ON THIS TABLE

"NEED" DATA FOR RESERVED
ACCESSIBLE SPACES MUST
ENTERED MANUALLY USING
THE ABOVE ADA GUIDELINES

"NEED" DATA FOR ALL OTHER
CATEGORIES ARE ENTERED
AUTOMATICALLY FROM THE
ENROLLMENT/EMPLOYMENT
STATISTICS ON TABLE 3

**Table 1
FACILITIES INVENTORY BY BUILDING**

**USE INVENTORY DATA FROM FACILITIES
INVENTORY REPORT - Submitted to MHEC APRIL 1, 2020**

COLLEGE NAME: Montgomery College - Takoma Park/Silver Spring Campus
FY 2022 CIP (Due July 1, 2020)
Issued Date: July 26, 2020

| | | Oldest -----> | | | | |
|------------------------|-------------------------|-------------------------|----------------|-----------------|----------------|---------------|
| Year Constructed | | 1947 | 1960 | 60 & Reno 19 | 1975 | 1975 |
| | | 1 | 2 | 3 | 4 | 5 |
| HEGIS CODE | HEGIS CATEGORY | Cafritz Fn. Arts Center | Science Scouth | Resource Center | Pavilion Three | Math Pavilion |
| 100 (110-115) | CLASSROOM | 7,299 | 6,720 | 3,590 | 5,274 | 2,422 |
| 200 | LABORATORY | 23,562 | 1,276 | 5,427 | 0 | 523 |
| 210-15 | Class Laboratory | 23,562 | 1,276 | 5,427 | | 523 |
| 220-25 | Open Laboratory | | | | | |
| 250-55 | Research Lab. | | | | | |
| 300 | OFFICE | 15,356 | 2,366 | 6,986 | 4,979 | 1,310 |
| 310-15 | Office/ Conf. Room | 13,726 | 2,075 | 6,030 | 4,153 | 1,310 |
| 320-25 | Testing/Tutoring | | | 956 | | |
| 350-55 | Included w/ 310 | 1,630 | 291 | | 826 | |
| 400 | STUDY | 1,283 | 0 | 17,723 | 99 | 0 |
| 410-15 | Study | | | 3,002 | 99 | |
| 420-30 | Stack/Study | 1,187 | | 14,187 | | |
| 440-55 | Processing/Service | 96 | | 534 | | |
| 500 | SPECIAL USE | 0 | 960 | 627 | 0 | 0 |
| 520-23 | Athletic | | | | | |
| 530-35 | Media Production | | | 627 | | |
| 580-85 | Greenhouse | | 960 | | | |
| 600 | GENERAL USE | 4,550 | 580 | 0 | 283 | 0 |
| 610-15 | Assembly | | | | | |
| 620-25 | Exhibition | 3,455 | 580 | | | |
| 630-35 | Food Facility | 245 | | | | |
| 640-45 | Day Care | 0 | 0 | 0 | 0 | 0 |
| 650-55 | Lounge | 443 | | | 283 | |
| 660-65 | Merchandising | 406 | | | | |
| 670-75 | Recreation | 0 | 0 | 0 | 0 | 0 |
| 680-85 | Meeting Room | | | | | |
| 700 | SUPPORT | 33,665 | 3,355 | 297 | 266 | 0 |
| 710-15 | Data Processing | 6,086 | | 297 | 179 | |
| 720-25 | Shop | | 2,479 | | | |
| 730-35 | Central Storage | 1,726 | 734 | | 87 | |
| 740-45 | Vehicle Storage | 24,892 | | | | |
| 750-55 | Central Service | 961 | | | | |
| 760-65 | Hazmat Storage | | 142 | | | |
| 800 | HEALTH CARE | 0 | 0 | 0 | 0 | 0 |
| 900 | RESIDENTIAL | 0 | 0 | 0 | 0 | 0 |
| 050 | INACTIVE AREA | 5,100 | | | | |
| 060 | ALTER. OR CONV. | 0 | 0 | 0 | 0 | 0 |
| 070 | UNFINISHED AREA | | | | | |
| 090 | OTHER ORG. USAGE | | | | | |
| Total NASF: | | 90,815 | 15,257 | 34,650 | 10,901 | 4,255 |
| Total GSF: | | 134,748 | 23,757 | 44,906 | 17,372 | 6,942 |
| Efficiency (%): | | 0.67 | 0.64 | 0.77 | 0.63 | 0.61 |

ON-CAMPUS PERMANENT SPACE: Space directly related to market-driven conditions (choice of location, not force of location). Includes owned and leased space on the main campus and all off-site locations, provided the space is permanent and dedicated to the college.

ON-CAMPUS OVERFLOW SPACE: Space directly related to overflow conditions (when the college is unable to accommodate on-campus demand). Shared space, such as in K-12 or community facilities, is generally considered overflow.

**Table 1
FACILITIES INVENTORY BY BUILDING**

**USE INVENTORY DATA FROM FACILITIES
INVENTORY REPORT - Submitted to MHEC APRIL 1, 2020**

COLLEGE NAME: Montgomery College - Takoma Park/Silver Spri
FY 2022 CIP (Due July 1, 2020)
Issued Date: July 26, 2020

| | | >----->-----> | | | | |
|------------------------|-------------------------|----------------|--------------|--------------|--------------------|---------------|
| Year Constructed | | 1975 | 1975 | 1975 | 1978 | 1978 |
| | | 6 | 7 | 8 | 9 | 10 |
| HEGIS CODE | HEGIS CATEGORY | North Pavilion | Pavilion One | Pavilion Two | C.F. Scott Commons | Falcon Hall |
| 100 (110-115) | CLASSROOM | | 3,232 | | 8,294 | 459 |
| 200 | LABORATORY | 0 | 411 | 0 | 1,634 | 1,538 |
| 210-15 | Class Laboratory | | 411 | | 1,634 | 1,538 |
| 220-25 | Open Laboratory | | | | | |
| 250-55 | Research Lab. | | | | | |
| 300 | OFFICE | 2,436 | 820 | 4,722 | 2,691 | 1,406 |
| 310-15 | Office/ Conf. Room | 2,220 | 706 | 4,323 | 1,983 | 1,406 |
| 320-25 | Testing/Tutoring | | | | | |
| 350-55 | <i>Included w/ 310</i> | 216 | 115 | 400 | 708 | |
| 400 | STUDY | 0 | 0 | 0 | 611 | 0 |
| 410-15 | Study | | | | 611 | |
| 420-30 | Stack/Study | | | | | |
| 440-55 | Processing/Service | | | | | |
| 500 | SPECIAL USE | 0 | 6 | 45 | 295 | 27,612 |
| 520-23 | Athletic | | | | | 27,612 |
| 530-35 | Media Production | | 6 | 45 | 295 | |
| 580-85 | Greenhouse | | | | | |
| 600 | GENERAL USE | 0 | 0 | 0 | 1,864 | 0 |
| 610-15 | Assembly | | | | | |
| 620-25 | Exhibition | | | | 953 | |
| 630-35 | Food Facility | | | | | |
| 640-45 | Day Care | 0 | 0 | 0 | 0 | 0 |
| 650-55 | Lounge | | | | 911 | |
| 660-65 | Merchandising | | | | | |
| 670-75 | Recreation | 0 | 0 | 0 | 0 | 0 |
| 680-85 | Meeting Room | | | | | |
| 700 | SUPPORT | 1,898 | 0 | 0 | 1,044 | 0 |
| 710-15 | Data Processing | 153 | | | 301 | |
| 720-25 | Shop | 182 | | | | |
| 730-35 | Central Storage | 1,563 | | | 520 | |
| 740-45 | Vehicle Storage | | | | | |
| 750-55 | Central Service | | | | 222 | |
| 760-65 | Hazmat Storage | | | | | |
| 800 | HEALTH CARE | 0 | 0 | 0 | 0 | 0 |
| 900 | RESIDENTIAL | 0 | 0 | 0 | 0 | 0 |
| 050 | INACTIVE AREA | | | | | |
| 060 | ALTER. OR CONV. | 0 | 0 | 0 | 0 | 0 |
| 070 | UNFINISHED AREA | | | | | |
| 090 | OTHER ORG. USAGE | | | | | |
| Total NASF: | | 4,334 | 4,469 | 4,767 | 16,433 | 31,015 |
| Total GSF: | | 6,942 | 7,386 | 7,385 | 30,354 | 39,063 |
| Efficiency (%): | | 0.62 | 0.61 | 0.65 | 0.54 | 0.79 |

ON-CAMPUS PERMANENT SPACE: Space directly related to market-driven conditions (choice of location, not force of location). Includes owned and leased space on the main campus and all off-site locations, provided the space is permanent and dedicated to the college.

ON-CAMPUS OVERFLOW SPACE: Space directly related to overflow conditions (when the college is unable to accommodate on-campus demand). Shared space, such as in K-12 or community facilities, is generally considered overflow.

**Table 1
FACILITIES INVENTORY BY BUILDING**

**USE INVENTORY DATA FROM FACILITIES
INVENTORY REPORT - Submitted to MHEC APRIL 1, 2020**

COLLEGE NAME: Montgomery College - Takoma Park/Silver Spring
FY 2022 CIP (Due July 1, 2020)
Issued Date: July 26, 2020

| | | ----->-----> Newest | | | | |
|------------------------|-------------------------|---------------------|---------------------|-------------------|----------------------------|---------------------------|
| Year Constructed | | 1978 | 1980 | 1980 | 2003 | 2006 |
| HEGIS CODE | HEGIS CATEGORY | 11 Science North | 12 Pavilion Four | 13 East Garage | 14 Health Sciences Ctr. | 15 Student Svcs Center |
| 100 (110-115) | CLASSROOM | 4,763 | 3,975 | | 12,722 | |
| 200 | LABORATORY | 18,324 | 0 | 0 | 24,132 | 9,163 |
| 210-15 | Class Laboratory | 18,324 | | | 24,132 | 5,915 |
| 220-25 | Open Laboratory | | | | | 3,248 |
| 250-55 | Research Lab. | | | | | |
| 300 | OFFICE | 2,336 | 4,490 | 0 | 13,089 | 25,140 |
| 310-15 | Office/ Conf. Room | 2,336 | 3,843 | | 12,206 | 22,741 |
| 320-25 | Testing/Tutoring | | | | | 1,735 |
| 350-55 | Included w/ 310 | | 648 | | 883 | 664 |
| 400 | STUDY | 0 | 0 | 0 | 527 | 604 |
| 410-15 | Study | | | | 527 | 604 |
| 420-30 | Stack/Study | | | | | |
| 440-55 | Processing/Service | | | | | |
| 500 | SPECIAL USE | 117 | 129 | 0 | 284 | 333 |
| 520-23 | Athletic | | | | | |
| 530-35 | Media Production | 117 | 129 | | 284 | 333 |
| 580-85 | Greenhouse | | | | | |
| 600 | GENERAL USE | 0 | 0 | 0 | 4,511 | 18,317 |
| 610-15 | Assembly | | | | | |
| 620-25 | Exhibition | | | | | |
| 630-35 | Food Facility | | | | | 10,663 |
| 640-45 | Day Care | 0 | 0 | 0 | 0 | 0 |
| 650-55 | Lounge | | | | 4,511 | 2,341 |
| 660-65 | Merchandising | | | | | 3,561 |
| 670-75 | Recreation | 0 | 0 | 0 | 0 | 0 |
| 680-85 | Meeting Room | | | | | 1,752 |
| 700 | SUPPORT | 1,135 | 0 | 1,787 | 1,530 | 11,884 |
| 710-15 | Data Processing | | | | 1,215 | 1,030 |
| 720-25 | Shop | 752 | | | | 840 |
| 730-35 | Central Storage | 383 | | | 146 | 8,988 |
| 740-45 | Vehicle Storage | | | 1,787 | | |
| 750-55 | Central Service | | | | 169 | 1,026 |
| 760-65 | Hazmat Storage | | | | | |
| 800 | HEALTH CARE | 0 | 0 | 0 | 0 | 0 |
| 900 | RESIDENTIAL | 0 | 0 | 0 | 0 | 0 |
| 050 | INACTIVE AREA | | | | | |
| 060 | ALTER. OR CONV. | 0 | 0 | 0 | 0 | 0 |
| 070 | UNFINISHED AREA | | | | | |
| 090 | OTHER ORG. USAGE | | | | 6,741 | |
| Total NASF: | | 26,675 | 8,594 | 1,787 | 63,536 | 65,441 |
| Total GSF: | | 39,950 | 15,873 | 224,310 | 98,038 | 110,504 |
| Efficiency (%): | | 0.67 | 0.54 | 0.01 | 0.65 | 0.59 |

ON-CAMPUS PERMANENT SPACE: Space directly related to market-driven conditions (choice of location, not force of location). Includes owned and leased space on the main campus and all off-site locations, provided the space is permanent and dedicated to the college.

ON-CAMPUS OVERFLOW SPACE: Space directly related to overflow conditions (when the college is unable to accommodate on-campus demand). Shared space, such as in K-12 or community facilities, is generally considered overflow.

**Table 1
FACILITIES INVENTORY BY BUILDING**

**USE INVENTORY DATA FROM FACILITIES
INVENTORY REPORT - Submitted to MHEC APRIL 1, 2020**

COLLEGE NAME: Montgomery College - Takoma Park/Silver Spring
FY 2022 CIP (Due July 1, 2020)
Issued Date: July 26, 2020

| | Year Constructed | 2009 | 2010 | Fall 2019 | On-Campus Overflow | Fall 2019 |
|----------------------|-------------------------|----------------------|----------------|------------------------------|--------------------|-----------------------------|
| HEGIS CODE | HEGIS CATEGORY | Cultural Arts Center | West Garage | Subtotal On Campus Permanent | 1 Building Name | Subtotal On Campus Overflow |
| 100 (110-115) | CLASSROOM | 3,238 | | 61,988 | 0 | 0 |
| 200 | LABORATORY | 2,765 | 0 | 88,755 | 0 | 0 |
| 210-15 | Class Laboratory | 2,765 | | 85,506 | 0 | 0 |
| 220-25 | Open Laboratory | | | 3,248 | 0 | 0 |
| 250-55 | Research Lab. | | | 0 | 0 | 0 |
| 300 | OFFICE | 2,293 | 153 | 90,573 | 0 | 0 |
| 310-15 | Office/ Conf. Room | 2,293 | 153 | 81,503 | 0 | 0 |
| 320-25 | Testing/Tutoring | | | 2,691 | 0 | 0 |
| 350-55 | Included w/ 310 | | | 6,380 | 0 | 0 |
| 400 | STUDY | 0 | 0 | 20,847 | 0 | 0 |
| 410-15 | Study | | | 4,843 | 0 | 0 |
| 420-30 | Stack/Study | | | 15,374 | 0 | 0 |
| 440-55 | Processing/Service | | | 630 | 0 | 0 |
| 500 | SPECIAL USE | 179 | 0 | 30,587 | 0 | 0 |
| 520-23 | Athletic | | | 27,612 | 0 | 0 |
| 530-35 | Media Production | 179 | | 2,015 | 0 | 0 |
| 580-85 | Greenhouse | | | 960 | 0 | 0 |
| 600 | GENERAL USE | 18,975 | 0 | 49,080 | 0 | 0 |
| 610-15 | Assembly | 18,858 | | 18,858 | 0 | 0 |
| 620-25 | Exhibition | | | 4,988 | 0 | 0 |
| 630-35 | Food Facility | 117 | | 11,025 | 0 | 0 |
| 640-45 | Day Care | 0 | 0 | 0 | 0 | 0 |
| 650-55 | Lounge | | | 8,489 | 0 | 0 |
| 660-65 | Merchandising | | | 3,967 | 0 | 0 |
| 670-75 | Recreation | 0 | 0 | 0 | 0 | 0 |
| 680-85 | Meeting Room | | | 1,752 | 0 | 0 |
| 700 | SUPPORT | 939 | 1,216 | 59,016 | 0 | 0 |
| 710-15 | Data Processing | 187 | | 9,448 | 0 | 0 |
| 720-25 | Shop | | | 4,253 | 0 | 0 |
| 730-35 | Central Storage | 377 | 1,216 | 15,739 | 0 | 0 |
| 740-45 | Vehicle Storage | | | 26,679 | 0 | 0 |
| 750-55 | Central Service | 375 | | 2,754 | 0 | 0 |
| 760-65 | Hazmat Storage | | | 142 | 0 | 0 |
| 800 | HEALTH CARE | 0 | 0 | 0 | 0 | 0 |
| 900 | RESIDENTIAL | 0 | 0 | 0 | 0 | 0 |
| 050 | INACTIVE AREA | | | 5,100 | 0 | 0 |
| 060 | ALTER. OR CONV. | 0 | 0 | 0 | 0 | 0 |
| 070 | UNFINISHED AREA | | | 0 | 0 | 0 |
| 090 | OTHER ORG. USAGE | | | 6,741 | 0 | 0 |
| | Total NASF: | 28,389 | 1,369 | 412,687 | 0 | 0 |
| | Total GSF: | 57,243 | 159,795 | 1,024,568 | 0 | 0 |
| | Efficiency (%): | 0.50 | 0.01 | 0.40 | #DIV/0! | #DIV/0! |

ON-CAMPUS PERMANENT SPACE: Space directly related to market-driven conditions (choice of location, not force of location). Includes owned and leased space on the main campus and all off-site locations, provided the space is permanent and dedicated to the college.

ON-CAMPUS OVERFLOW SPACE: Space directly related to overflow conditions (when the college is unable to accommodate on-campus demand). Shared space, such as in K-12 or community facilities, is generally considered overflow.

Table 1
FACILITIES INVENTORY BY BUILDING

USE INVENTORY DATA FROM FACILITIES
INVENTORY REPORT - Submitted to MHEC APRIL 1, 2020

COLLEGE NAME: Montgomery College - Takoma Park/Silver Spring
FY 2022 CIP (Due July 1, 2020)
Issued Date: July 26, 2020

| | Year Constructed | Fall 2019 |
|----------------------|-------------------------|-----------------------|
| | | Total On Campus Space |
| 100 (110-115) | CLASSROOM | 61,988 |
| 200 | LABORATORY | 88,754 |
| 210-15 | Class Laboratory | 85,506 |
| 220-25 | Open Laboratory | 3,248 |
| 250-55 | Research Lab. | 0 |
| 300 | OFFICE | 90,574 |
| 310-15 | Office/ Conf. Room | 81,503 |
| 320-25 | Testing/Tutoring | 2,691 |
| 350-55 | Included w/ 310 | 6,380 |
| 400 | STUDY | 20,847 |
| 410-15 | Study | 4,843 |
| 420-30 | Stack/Study | 15,374 |
| 440-55 | Processing/Service | 630 |
| 500 | SPECIAL USE | 30,587 |
| 520-23 | Athletic | 27,612 |
| 530-35 | Media Production | 2,015 |
| 580-85 | Greenhouse | 960 |
| 600 | GENERAL USE | 49,079 |
| 610-15 | Assembly | 18,858 |
| 620-25 | Exhibition | 4,988 |
| 630-35 | Food Facility | 11,025 |
| 640-45 | Day Care | 0 |
| 650-55 | Lounge | 8,489 |
| 660-65 | Merchandising | 3,967 |
| 670-75 | Recreation | 0 |
| 680-85 | Meeting Room | 1,752 |
| 700 | SUPPORT | 59,015 |
| 710-15 | Data Processing | 9,448 |
| 720-25 | Shop | 4,253 |
| 730-35 | Central Storage | 15,739 |
| 740-45 | Vehicle Storage | 26,679 |
| 750-55 | Central Service | 2,754 |
| 760-65 | Hazmat Storage | 142 |
| 800 | HEALTH CARE | 0 |
| 900 | RESIDENTIAL | 0 |
| 050 | INACTIVE AREA | 5,100 |
| 060 | ALTER. OR CONV. | 0 |
| 070 | UNFINISHED AREA | 0 |
| 090 | OTHER ORG. USAGE | 6,741 |
| | Total NASF: | 412,685 |
| | Total GSF: | 1,024,568 |
| | Efficiency (%): | 0.40 |

ON-CAMPUS PERMANENT SPACE: Space directly related to market-driven conditions (choice of location, not force of location). Includes owned and leased space on the main campus and all off-site locations, provided the space is permanent and dedicated to the college.

ON-CAMPUS OVERFLOW SPACE: Space directly related to overflow conditions (when the college is unable to accommodate on-campus demand). Shared space, such as in K-12 or community facilities, is generally considered overflow.

Table 2
FACILITIES INVENTORY CHANGES

COLLEGE NAME: Montgomery College - Takoma Park/Silver Spring Campus
 FY 2022 CIP (Due July 1, 2020)
 Issued Date: July 26, 2020

| HEGIS CODE | HEGIS CATEGORY | July 2020 | Falcon Hall Demolition | Science South Demolition | Fall 2021 |
|----------------------|-------------------------|-----------------------|----------------------------|--------------------------|----------------------|
| | | Before Gains/(Losses) | Falcon Hall Gains/(Losses) | Science South | After Gains/(Losses) |
| 100 (110-115) | CLASSROOM | 61,988 | (459) | (6,720) | 54,809 |
| 200 | LABORATORY | 88,755 | (1,538) | (1,276) | 85,940 |
| 210-15 | Class Laboratory | 85,506 | (1,538) | (1,276) | 82,692 |
| 220-25 | Open Laboratory | 3,248 | 0 | 0 | 3,248 |
| 250-55 | Research Lab. | 0 | 0 | 0 | 0 |
| 300 | OFFICE | 90,573 | (1,406) | (2,366) | 86,802 |
| 310-15 | Office/ Conf. Room | 81,503 | (1,406) | (2,075) | 78,022 |
| 320-25 | Testing/Tutoring | 2,691 | 0 | 0 | 2,691 |
| 350-55 | <i>Included w/ 310</i> | 6,380 | 0 | (291) | 6,089 |
| 400 | STUDY | 20,847 | 0 | 0 | 20,847 |
| 410-15 | Study | 4,843 | 0 | 0 | 4,843 |
| 420-30 | Stack/Study | 15,374 | 0 | 0 | 15,374 |
| 440-55 | Processing/Service | 630 | 0 | 0 | 630 |
| 500 | SPECIAL USE | 30,587 | (27,612) | (960) | 2,015 |
| 520-23 | Athletic | 27,612 | (27,612) | 0 | 0 |
| 530-35 | Media Production | 2,015 | 0 | 0 | 2,015 |
| 580-85 | Greenhouse | 960 | 0 | (960) | 0 |
| 600 | GENERAL USE | 49,080 | 0 | (580) | 48,499 |
| 610-15 | Assembly | 18,858 | 0 | 0 | 18,858 |
| 620-25 | Exhibition | 4,988 | 0 | (580) | 4,408 |
| 630-35 | Food Facility | 11,025 | 0 | 0 | 11,025 |
| 640-45 | Day Care | 0 | 0 | 0 | 0 |
| 650-55 | Lounge | 8,489 | 0 | 0 | 8,489 |
| 660-65 | Merchandising | 3,967 | 0 | 0 | 3,967 |
| 670-75 | Recreation | 0 | 0 | 0 | 0 |
| 680-85 | Meeting Room | 1,752 | 0 | 0 | 1,752 |
| 700 | SUPPORT | 59,016 | 0 | (3,355) | 55,660 |
| 710-15 | Data Processing | 9,448 | 0 | 0 | 9,448 |
| 720-25 | Shop | 4,253 | 0 | (2,479) | 1,774 |
| 730-35 | Central Storage | 15,739 | 0 | (734) | 15,005 |
| 740-45 | Vehicle Storage | 26,679 | 0 | 0 | 26,679 |
| 750-55 | Central Service | 2,754 | 0 | 0 | 2,754 |
| 760-65 | Hazmat Storage | 142 | 0 | (142) | 0 |
| 800 | HEALTH CARE | 0 | 0 | 0 | 0 |
| 900 | RESIDENTIAL | 0 | 0 | 0 | 0 |
| 050 | INACTIVE AREA | 5,100 | 0 | 0 | 5,100 |
| 060 | ALTER. OR CONV. | 0 | 0 | 0 | 0 |
| 070 | UNFINISHED AREA | 0 | 0 | 0 | 0 |
| 090 | OTHER ORG. USAGE | 6,741 | 0 | 0 | 6,741 |
| Total NASF: | | 412,687 | (31,015) | (15,257) | 366,413 |

THIS TABLE MUST BE
 TAILORED FOR COLLEGE-
 SPECIFIC PROGRAMS

Table 2
FACILITIES INVENTORY CHANGES

COLLEGE NAME: Montgomery College - Takoma Park/Silver Spring
 FY 2022 CIP (Due July 1, 2020)
 Issued Date: July 26, 2020

| HEGIS CODE | HEGIS CATEGORY | and Science B Leggett Math Gains/(Losses) | Fall 2022 After Gains/ (Losses) | Project Name Building Name Gains/(Losses) | Fall 2023 After Gains/ (Losses) | Project Name Building Name Gains/(Losses) |
|----------------------|-------------------------|---|--|---|--|---|
| 100 (110-115) | CLASSROOM | 7,087 | 61,896 | 0 | 61,896 | 0 |
| 200 | LABORATORY | 35,663 | 121,603 | 0 | 121,603 | 0 |
| 210-15 | Class Laboratory | 34,002 | 116,694 | 0 | 116,694 | 0 |
| 220-25 | Open Laboratory | 1,661 | 4,909 | 0 | 4,909 | 0 |
| 250-55 | Research Lab. | 0 | 0 | 0 | 0 | 0 |
| 300 | OFFICE | 13,870 | 100,672 | 0 | 100,672 | 0 |
| 310-15 | Office/ Conf. Room | 10,713 | 88,735 | 0 | 88,735 | 0 |
| 320-25 | Testing/Tutoring | 2,707 | 5,398 | 0 | 5,398 | 0 |
| 350-55 | <i>Included w/ 310</i> | 450 | 6,539 | 0 | 6,539 | 0 |
| 400 | STUDY | 2,909 | 23,756 | 0 | 23,756 | 0 |
| 410-15 | Study | 2,909 | 7,752 | 0 | 7,752 | 0 |
| 420-30 | Stack/Study | 0 | 15,374 | 0 | 15,374 | 0 |
| 440-55 | Processing/Service | 0 | 630 | 0 | 630 | 0 |
| 500 | SPECIAL USE | 1,527 | 3,542 | 0 | 3,542 | 0 |
| 520-23 | Athletic | 0 | 0 | 0 | 0 | 0 |
| 530-35 | Media Production | 251 | 2,266 | 0 | 2,266 | 0 |
| 580-85 | Greenhouse | 1,276 | 1,276 | 0 | 1,276 | 0 |
| 600 | GENERAL USE | 4,120 | 52,619 | 0 | 52,619 | 0 |
| 610-15 | Assembly | 2,471 | 21,329 | 0 | 21,329 | 0 |
| 620-25 | Exhibition | 0 | 4,408 | 0 | 4,408 | 0 |
| 630-35 | Food Facility | 0 | 11,025 | 0 | 11,025 | 0 |
| 640-45 | Day Care | 0 | 0 | 0 | 0 | 0 |
| 650-55 | Lounge | 836 | 9,325 | 0 | 9,325 | 0 |
| 660-65 | Merchandising | 0 | 3,967 | 0 | 3,967 | 0 |
| 670-75 | Recreation | 0 | 0 | 0 | 0 | 0 |
| 680-85 | Meeting Room | 813 | 2,565 | 0 | 2,565 | 0 |
| 700 | SUPPORT | 2,313 | 57,973 | 0 | 57,973 | 0 |
| 710-15 | Data Processing | 0 | 9,448 | 0 | 9,448 | 0 |
| 720-25 | Shop | 1,378 | 3,152 | 0 | 3,152 | 0 |
| 730-35 | Central Storage | 0 | 15,005 | 0 | 15,005 | 0 |
| 740-45 | Vehicle Storage | 0 | 26,679 | 0 | 26,679 | 0 |
| 750-55 | Central Service | 773 | 3,527 | 0 | 3,527 | 0 |
| 760-65 | Hazmat Storage | 162 | 162 | 0 | 162 | 0 |
| 800 | HEALTH CARE | 0 | 0 | 0 | 0 | 0 |
| 900 | RESIDENTIAL | 0 | 0 | 0 | 0 | 0 |
| 050 | INACTIVE AREA | 0 | 5,100 | 0 | 5,100 | 0 |
| 060 | ALTER. OR CONV. | 0 | 0 | 0 | 0 | 0 |
| 070 | UNFINISHED AREA | 0 | 0 | 0 | 0 | 0 |
| 090 | OTHER ORG. USAGE | 0 | 6,741 | 0 | 6,741 | 0 |
| Total NASF: | | 67,489 | 433,902 | 0 | 433,902 | 0 |

THIS TABLE MUST BE
 TAILORED FOR COLLEGE-
 SPECIFIC PROGRAMS

Table 2
FACILITIES INVENTORY CHANGES

COLLEGE NAME: Montgomery College - Takoma Park/Silver
Spring

FY 2022 CIP (Due July 1, 2020)

Issued Date: July 26, 2020

| HEGIS CODE | HEGIS CATEGORY | Fall 2024 | Project Name | Fall 2025 | Project Name | Fall 2026 | Project Name |
|----------------------|-------------------------|-----------------------|------------------------------|-----------------------|------------------------------|-----------------------|------------------------------|
| | | After Gains/ (Losses) | Building Name Gains/(Losses) | After Gains/ (Losses) | Building Name Gains/(Losses) | After Gains/ (Losses) | Building Name Gains/(Losses) |
| 100 (110-115) | CLASSROOM | 61,896 | 0 | 61,896 | 0 | 61,896 | 0 |
| 200 | LABORATORY | 121,603 | 0 | 121,603 | 0 | 121,603 | 0 |
| 210-15 | Class Laboratory | 116,694 | 0 | 116,694 | 0 | 116,694 | 0 |
| 220-25 | Open Laboratory | 4,909 | 0 | 4,909 | 0 | 4,909 | 0 |
| 250-55 | Research Lab. | 0 | 0 | 0 | 0 | 0 | 0 |
| 300 | OFFICE | 100,672 | 0 | 100,672 | 0 | 100,672 | 0 |
| 310-15 | Office/ Conf. Room | 88,735 | 0 | 88,735 | 0 | 88,735 | 0 |
| 320-25 | Testing/Tutoring | 5,398 | 0 | 5,398 | 0 | 5,398 | 0 |
| 350-55 | <i>Included w/ 310</i> | 6,539 | 0 | 6,539 | 0 | 6,539 | 0 |
| 400 | STUDY | 23,756 | 0 | 23,756 | 0 | 23,756 | 0 |
| 410-15 | Study | 7,752 | 0 | 7,752 | 0 | 7,752 | 0 |
| 420-30 | Stack/Study | 15,374 | 0 | 15,374 | 0 | 15,374 | 0 |
| 440-55 | Processing/Service | 630 | 0 | 630 | 0 | 630 | 0 |
| 500 | SPECIAL USE | 3,542 | 0 | 3,542 | 0 | 3,542 | 0 |
| 520-23 | Athletic | 0 | 0 | 0 | 0 | 0 | 0 |
| 530-35 | Media Production | 2,266 | 0 | 2,266 | 0 | 2,266 | 0 |
| 580-85 | Greenhouse | 1,276 | 0 | 1,276 | 0 | 1,276 | 0 |
| 600 | GENERAL USE | 52,619 | 0 | 52,619 | 0 | 52,619 | 0 |
| 610-15 | Assembly | 21,329 | 0 | 21,329 | 0 | 21,329 | 0 |
| 620-25 | Exhibition | 4,408 | 0 | 4,408 | 0 | 4,408 | 0 |
| 630-35 | Food Facility | 11,025 | 0 | 11,025 | 0 | 11,025 | 0 |
| 640-45 | Day Care | 0 | 0 | 0 | 0 | 0 | 0 |
| 650-55 | Lounge | 9,325 | 0 | 9,325 | 0 | 9,325 | 0 |
| 660-65 | Merchandising | 3,967 | 0 | 3,967 | 0 | 3,967 | 0 |
| 670-75 | Recreation | 0 | 0 | 0 | 0 | 0 | 0 |
| 680-85 | Meeting Room | 2,565 | 0 | 2,565 | 0 | 2,565 | 0 |
| 700 | SUPPORT | 57,973 | 0 | 57,973 | 0 | 57,973 | 0 |
| 710-15 | Data Processing | 9,448 | 0 | 9,448 | 0 | 9,448 | 0 |
| 720-25 | Shop | 3,152 | 0 | 3,152 | 0 | 3,152 | 0 |
| 730-35 | Central Storage | 15,005 | 0 | 15,005 | 0 | 15,005 | 0 |
| 740-45 | Vehicle Storage | 26,679 | 0 | 26,679 | 0 | 26,679 | 0 |
| 750-55 | Central Service | 3,527 | 0 | 3,527 | 0 | 3,527 | 0 |
| 760-65 | Hazmat Storage | 162 | 0 | 162 | 0 | 162 | 0 |
| 800 | HEALTH CARE | 0 | 0 | 0 | 0 | 0 | 0 |
| 900 | RESIDENTIAL | 0 | 0 | 0 | 0 | 0 | 0 |
| 050 | INACTIVE AREA | 5,100 | 0 | 5,100 | 0 | 5,100 | 0 |
| 060 | ALTER. OR CONV. | 0 | 0 | 0 | 0 | 0 | 0 |
| 070 | UNFINISHED AREA | 0 | 0 | 0 | 0 | 0 | 0 |
| 090 | OTHER ORG. USAGE | 6,741 | 0 | 6,741 | 0 | 6,741 | 0 |
| Total NASF: | | 433,902 | 0 | 433,902 | 0 | 433,902 | 0 |

THIS TABLE MUST BE
TAILORED FOR COLLEGE-
SPECIFIC PROGRAMS

**Table 2
FACILITIES INVENTORY CHANGES**

COLLEGE NAME: Montgomery College - Takoma Park/Silver

Spring

FY 2022 CIP (Due July 1, 2020)

Issued Date: July 26, 2020

| HEGIS CODE | HEGIS CATEGORY | Fall 2027 | Building Name Gains/Losses | Fall 2028 | Building Name Gains/Losses | Fall 2029 |
|----------------------|-------------------------|-----------------------|----------------------------|-----------------------|----------------------------|-----------------------|
| | | After Gains/ (Losses) | | After Gains/ (Losses) | | After Gains/ (Losses) |
| 100 (110-115) | CLASSROOM | 61,896 | 0 | 61,896 | 0 | 61,896 |
| 200 | LABORATORY | 121,603 | 0 | 121,603 | 0 | 121,603 |
| 210-15 | Class Laboratory | 116,694 | 0 | 116,694 | 0 | 116,694 |
| 220-25 | Open Laboratory | 4,909 | 0 | 4,909 | 0 | 4,909 |
| 250-55 | Research Lab. | 0 | 0 | 0 | 0 | 0 |
| 300 | OFFICE | 100,672 | 0 | 100,672 | 0 | 100,672 |
| 310-15 | Office/ Conf. Room | 88,735 | 0 | 88,735 | 0 | 88,735 |
| 320-25 | Testing/Tutoring | 5,398 | 0 | 5,398 | 0 | 5,398 |
| 350-55 | <i>Included w/ 310</i> | 6,539 | 0 | 6,539 | 0 | 6,539 |
| 400 | STUDY | 23,756 | 0 | 23,756 | 0 | 23,756 |
| 410-15 | Study | 7,752 | 0 | 7,752 | 0 | 7,752 |
| 420-30 | Stack/Study | 15,374 | 0 | 15,374 | 0 | 15,374 |
| 440-55 | Processing/Service | 630 | 0 | 630 | 0 | 630 |
| 500 | SPECIAL USE | 3,542 | 0 | 3,542 | 0 | 3,542 |
| 520-23 | Athletic | 0 | 0 | 0 | 0 | 0 |
| 530-35 | Media Production | 2,266 | 0 | 2,266 | 0 | 2,266 |
| 580-85 | Greenhouse | 1,276 | 0 | 1,276 | 0 | 1,276 |
| 600 | GENERAL USE | 52,619 | 0 | 52,619 | 0 | 52,619 |
| 610-15 | Assembly | 21,329 | 0 | 21,329 | 0 | 21,329 |
| 620-25 | Exhibition | 4,408 | 0 | 4,408 | 0 | 4,408 |
| 630-35 | Food Facility | 11,025 | 0 | 11,025 | 0 | 11,025 |
| 640-45 | Day Care | 0 | 0 | 0 | 0 | 0 |
| 650-55 | Lounge | 9,325 | 0 | 9,325 | 0 | 9,325 |
| 660-65 | Merchandising | 3,967 | 0 | 3,967 | 0 | 3,967 |
| 670-75 | Recreation | 0 | 0 | 0 | 0 | 0 |
| 680-85 | Meeting Room | 2,565 | 0 | 2,565 | 0 | 2,565 |
| 700 | SUPPORT | 57,973 | 0 | 57,973 | 0 | 57,973 |
| 710-15 | Data Processing | 9,448 | 0 | 9,448 | 0 | 9,448 |
| 720-25 | Shop | 3,152 | 0 | 3,152 | 0 | 3,152 |
| 730-35 | Central Storage | 15,005 | 0 | 15,005 | 0 | 15,005 |
| 740-45 | Vehicle Storage | 26,679 | 0 | 26,679 | 0 | 26,679 |
| 750-55 | Central Service | 3,527 | 0 | 3,527 | 0 | 3,527 |
| 760-65 | Hazmat Storage | 162 | 0 | 162 | 0 | 162 |
| 800 | HEALTH CARE | 0 | 0 | 0 | 0 | 0 |
| 900 | RESIDENTIAL | 0 | 0 | 0 | 0 | 0 |
| 050 | INACTIVE AREA | 5,100 | 0 | 5,100 | 0 | 5,100 |
| 060 | ALTER. OR CONV. | 0 | 0 | 0 | 0 | 0 |
| 070 | UNFINISHED AREA | 0 | 0 | 0 | 0 | 0 |
| 090 | OTHER ORG. USAGE | 6,741 | 0 | 6,741 | 0 | 6,741 |
| | Total NASF: | 433,902 | 0 | 433,902 | 0 | 433,902 |

THIS TABLE MUST BE
TAILORED FOR COLLEGE-
SPECIFIC PROGRAMS

**Table 3
COMPUTATION OF SPACE NEEDS**

COLLEGE NAME: Montgomery College - Takoma Park/Silver Spring Campus
 FY 2022 CIP (Due July 1, 2020)
 Issued Date: July 26, 2020

| HEGIS CODE | HEGIS CATEGORY | Need 2019 | Inventory 2019 | Surplus/ (Deficit) | Need 2029 | Inventory 2029 | Surplus/ (Deficit) |
|----------------------|---------------------|----------------|----------------|--------------------|----------------|----------------|--------------------|
| 100 (110-115) | CLASSROOM | 36,554 | 61,988 | 25,434 | 41,211 | 61,896 | 20,685 |
| 200 | LABORATORY | 159,286 | 88,754 | (70,532) | 179,581 | 121,603 | (57,978) |
| 210-15 | Class Laboratory | 149,660 | 85,506 | (64,154) | 168,728 | 116,694 | (52,034) |
| 220-25 | Open Laboratory | 9,626 | 3,248 | (6,378) | 10,853 | 4,909 | (5,944) |
| 250-55 | No Allowance | | | | | | |
| 300 | OFFICE | 78,546 | 90,574 | 12,028 | 88,320 | 100,672 | 12,352 |
| 310-15 | Office/ Conf. Room | 76,650 | 87,883 | 11,233 | 86,278 | 95,274 | 8,996 |
| 320-25 | Testing/Tutoring | 1,896 | 2,691 | 795 | 2,042 | 5,398 | 3,356 |
| 350-55 | Included w/ 310 | | | | | | |
| 400 | STUDY | 19,903 | 20,847 | 944 | 22,311 | 23,756 | 1,445 |
| 410-15 | Study | 14,325 | 4,843 | (9,482) | 16,150 | 7,752 | (8,398) |
| 420-30 | Stack/Study | 3,984 | 15,374 | 11,390 | 4,401 | 15,374 | 10,973 |
| 440-55 | Processing/Service | 1,594 | 630 | (964) | 1,760 | 630 | (1,130) |
| 500 | SPECIAL USE | 45,154 | 30,587 | (14,567) | 48,307 | 3,542 | (44,765) |
| 520-23 | Athletic | 41,920 | 27,612 | (14,308) | 44,840 | 0 | (44,840) |
| 530-35 | Media Production | 2,234 | 2,015 | (219) | 2,467 | 2,266 | (201) |
| 580-85 | Greenhouse | 1,000 | 960 | (40) | 1,000 | 1,276 | 276 |
| 600 | GENERAL USE | 41,613 | 49,079 | 7,466 | 44,799 | 52,619 | 7,820 |
| 610-15 | Assembly | 13,584 | 18,858 | 5,274 | 14,168 | 21,329 | 7,161 |
| 620-25 | Exhibition | 1,896 | 4,988 | 3,092 | 2,042 | 4,408 | 2,366 |
| 630-35 | Food Facility | 14,015 | 11,025 | (2,990) | 15,800 | 11,025 | (4,775) |
| 640-45 | No Allowance | | | | | | |
| 650-55 | Lounge | 4,122 | 8,489 | 4,367 | 4,647 | 9,325 | 4,678 |
| 660-65 | Merchandising | 1,996 | 3,967 | 1,971 | 2,142 | 3,967 | 1,825 |
| 670-75 | No Allowance | | | | | | |
| 680-85 | Meeting Room | 6,000 | 1,752 | (4,248) | 6,000 | 2,565 | (3,435) |
| 700 | SUPPORT | 22,340 | 59,015 | 36,675 | 24,115 | 57,973 | 33,858 |
| 710-15 | Data Processing | 2,500 | 9,448 | 6,948 | 2,500 | 9,448 | 6,948 |
| 720-25 | Shop/ Storage | 15,529 | 46,671 | 31,142 | 17,270 | 44,836 | 27,566 |
| 730-35 | Included w/ 720 | | | | | | |
| 740-45 | Included w/ 720 | | | | | | |
| 750-55 | Central Service | 4,000 | 2,754 | (1,246) | 4,000 | 3,527 | (473) |
| 760-65 | Hazmat Storage | 311 | 142 | (169) | 345 | 162 | (183) |
| 800 | HEALTH CARE | 658 | 0 | (658) | 717 | 0 | (717) |
| 900 | No Allowance | | | | | | |
| 050-090 | No Allowance | | | | | | |
| | Total NASF: | 404,054 | 400,844 | (3,210) | 449,361 | 422,061 | (27,300) |

**FALL 2019 FTDE, FTE and WSCH DERIVED FROM COLLEGE'S FALL 2019 S-6 WORKSHEET
 DO NOT MANUALLY ENTER DATA IN BLUE-SHADED CELLS**

ONLY ON CAMPUS
 PERMANENT SPACE SHOULD
 BE INCLUDED ON THIS TABLE

SEE "SPACE ALLOCATION
 GUIDELINES" SHEET FOR
 FORMULAS AND DEFINITIONS

Credit Hours on off-campus sites not included.

| | | ACTUAL | PROJECTED | |
|--|------------|------------------|------------------|-----------|
| | | Fall 2019 (S-6) | Fall 2029 (MHEC) | |
| ENROLLMENT/ EMPLOYMENT STATISTICS | FTDE-C | 2,292 | 2,584 | |
| | FTDE-N | | | FALL WSCH |
| | FTDE-T | 2,292 | 2,584 | 45749 |
| | WSCH-Lec-C | 24,369 | 27,474 | |
| | WSCH-Lec-N | | | |
| | WSCH-Lec-T | 24,369 | 27,474 | 53% |
| | WSCH-Lab-C | 21,380 | 24,104 | |
| | WSCH-Lab-N | | | |
| | WSCH-Lab-T | 21,380 | 24,104 | 47% |
| | Employment | FTE | 2,984 | 3,401 |
| | BVE | 39,840 | 44,010 | |
| S-6 Worksheet | FT-Fac | 148 | 167 | |
| | FT-Libr | 3 | 3 | |
| N/A = | PT-Fac | 245 | 276 | |
| | FTEF | 212 | 239 | |
| MHEC Data = | FT-Staff | 243 | 274 | |
| | PHC-T | 1,374 | 1,549 | |
| Formulas = | #DIV/0! | | | |
| | | ACTUAL | PROJECTED | |
| | | Fall 2019 (MHEC) | Fall 2029 (MHEC) | |
| | Headcount | 6,491 | 7,201 | |

Table 4
COMPUTATION OF PARKING NEEDS

COLLEGE NAME: Montgomery College - Takoma Park/Silver Spring Campus
FY 2022 CIP (Due July 1, 2020)
Issued Date: July 26, 2020

| PARKING CATEGORY | FACTOR | Need Current | Inventory 2019 | Surplus/ (Deficit) | Need 10 Years | Inventory 2029 | Surplus/ (Deficit) |
|-----------------------|--------|--------------|----------------|--------------------|---------------|----------------|--------------------|
| FTDE-T | 0.75 | 1,719 | 816 | (903) | 1,938 | 816 | (1,122) |
| FT-Fac and FT-Staff | 0.75 | 293 | 341 | 48 | 331 | 376 | 45 |
| SUBTOTAL | | 2,012 | 1,157 | (855) | 2,269 | 1,192 | (1,077) |
| Visitors | 0.02 | 40 | 20 | (20) | 45 | 20 | (25) |
| REGULAR SPACES | | 2,052 | 1,177 | (875) | 2,314 | 1,212 | (1,102) |
| Reserved Accessible* | | 31 | 59 | 28 | 33 | 59 | 26 |
| ALL SPACES | | 2,083 | 1,236 | (847) | 2,347 | 1,271 | (1,076) |

* In addition to the regular parking spaces, the Americans with Disabilities Act requires reserved spaces for disabled individuals. Reserved accessible spaces shall conform to the requirements in the space allocation guidelines:

| TOTAL SPACES | REQUIRED ADA | TOTAL SPACES | REQUIRED ADA |
|--------------|--------------|--------------|--|
| <= 25 | 1 | 201 - 300 | 7 |
| 26 - 50 | 2 | 310 - 400 | 8 |
| 51 - 75 | 3 | 410 - 500 | 9 |
| 76 - 100 | 4 | 501 - 1,000 | 2% of total |
| 101 - 150 | 5 | > 1,000 | 20 plus 1 for each 100 beyond 1,000 |
| 151 - 200 | 6 | | |

Note: Current Inventory from Annual Parking Survey. Future inventory from FY16 CIP projection.

ONLY PARKING FOR
ON CAMPUS SPACE SHOULD
BE INCLUDED ON THIS TABLE

"NEED" DATA FOR RESERVED
ACCESSIBLE SPACES MUST
ENTERED MANUALLY USING
THE ABOVE ADA GUIDELINES

"NEED" DATA FOR ALL OTHER
CATEGORIES ARE ENTERED
AUTOMATICALLY FROM THE
ENROLLMENT/EMPLOYMENT
STATISTICS ON TABLE 3