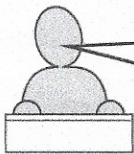


How to vote in person




Would you prefer to mark your ballot using the ballot marking device, or by hand using a pen?

I want to mark my ballot by hand

OR

I want to use the ballot marking device


1



Get your ballot.

An election judge will give you a ballot. Take the ballot to a privacy booth.

1



Insert card.

Insert the card into the machine.

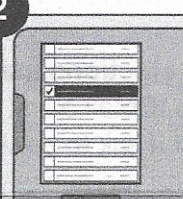
2



Mark your ballot.

Use the pen given to you.

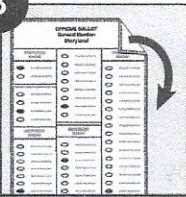
2



Touch selections.

You can use your hands, the key pad and headphones, or your own accessibility device.


3



Check your ballot carefully.

If you make a mistake, ask an election judge for a new ballot.

3




Verify selections.

Review your choices on the summary screen.

If you make a mistake, you can go back and make changes.

Then, print your voted ballot.

4



Everyone casts their ballot at the scanner.

Insert your ballot into the scanner. The scanner will put it in a secure box.

Thank you for voting!



You have a right to vote privately and independently.

Read about accessibility options and more at vote.md.gov/VoteAccess